

EquipmentWatch INDEX™

March 2015 in Review | A Monthly Recap of Critical Heavy Equipment Benchmarks

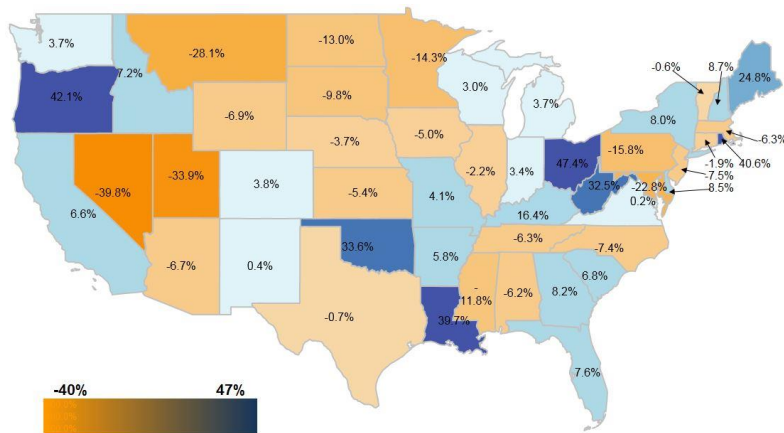


The EquipmentWatch INDEX™ is a free monthly resource for critical thinkers in the construction, lift truck, ag, and truck equipment industry to make better-informed heavy equipment decisions around price, market share and equipment age metrics.

Construction Equipment

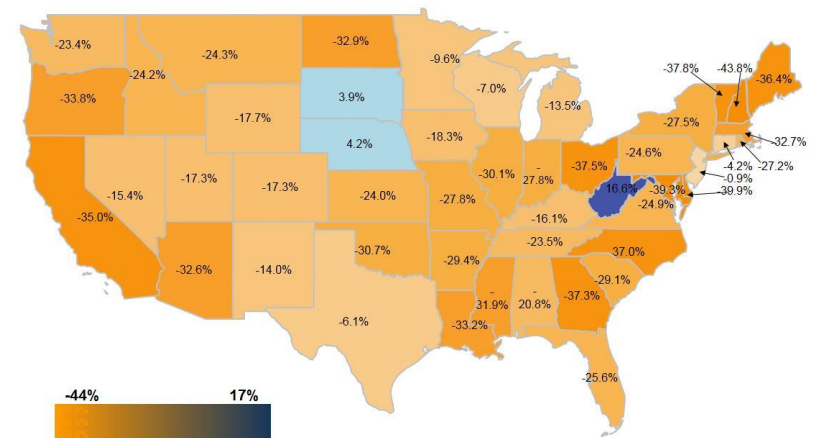
Price INDEX

A State Specific Measure of Monthly Price Differential (Resale Data)



Volume INDEX

A State Specific Measure of Monthly Sales Volume Differential (Resale Data)



EquipmentWatch INDEX™

March 2015 in Review | A Monthly Recap of Critical Heavy Equipment Benchmarks



Age Benchmarks, by Category				
	Average Age, Resale (yrs)		Average Age, Auction (yrs)	
4-Wd Articulated Wheel Loaders	11.1	▲ 0.5	16.4	▲ 3.3
Compact Track Loaders	4.9	▼ -0.6	6.1	▲ 0.6
Crawler Mounted Hydraulic Excavators	8.7	▼ -0.1	11.3	▲ 2.9
Crawler Mounted Compact Excavators	6.4	▲ 0.1	8.9	▲ 0.9
Electric Self Propelled Scissor Lifts	7.8	▼ -0.1	9.0	▲ 0.3
I.C. Self-Propelled Telescopic Boom Aerial Lifts	9.3	▼ -0.1	10.6	▲ 0.9
Single Drum Vibratory Compactors	9.3	0.0	14.3	▲ 5.3
Skid Steer Loaders	6.6	▼ -0.8	8.8	▲ 0.8
Standard Crawler Dozers	15.1	▲ 0.2	17.0	▲ 2.9
Tractor-Loader-Backhoes	8.6	▼ -0.3	10.9	▲ 1.5

Age Benchmarks, by Manufacturer				
	Average Age, Resale (yrs)		Average Age, Auction (yrs)	
Bobcat	7.0	▼ -0.5	9.9	▲ -0.6
Bomag	10.1	▼ -0.2	15.2	▲ 7.4
Case	8.9	▼ -0.7	13.3	▲ 0.5
Caterpillar	11.0	▲ 0.5	15.2	▲ 3.7
Deere	8.2	▼ -0.5	10.6	▲ 0.9
Ditch Witch	8.3	▼ -0.7	9.1	▼ -1.0
Genie	8.5	▲ 0.1	9.4	▲ 0.3
Terex	9.0	▼ -0.9	9.1	▼ -0.7
Ingersoll Rand	10.5	▼ -0.6	14.7	▲ 2.6
JCB	7.1	- 0.0	12.1	▲ 2.9
JLG	8.4	▼ -0.1	9.1	-0.0
Komatsu	10.3	▲ 0.2	10.5	▲ 0.4
New Holland	7.3	▼ -0.5	9.3	▲ 0.7
Skyjack	7.8	- 0.0	9.4	▲ 0.5
Volvo	8.5	▲ 0.1	6.9	▲ 1.0



EquipmentWatch INDEX™

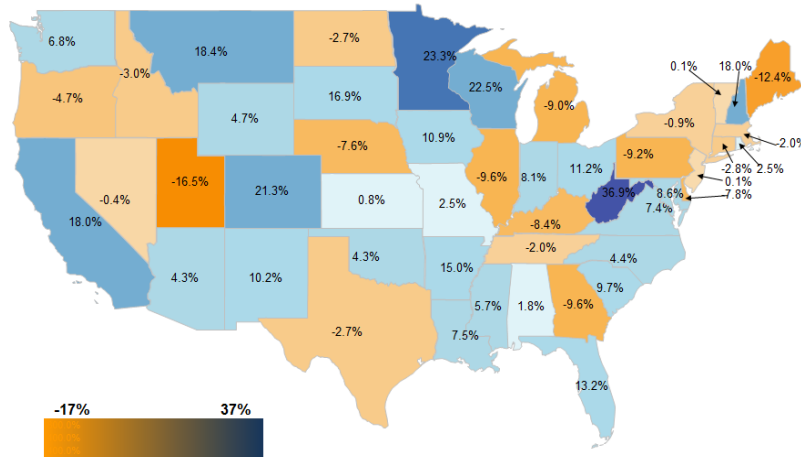
March 2015 in Review | A Monthly Recap of Critical Heavy Equipment Benchmarks



Lift Trucks

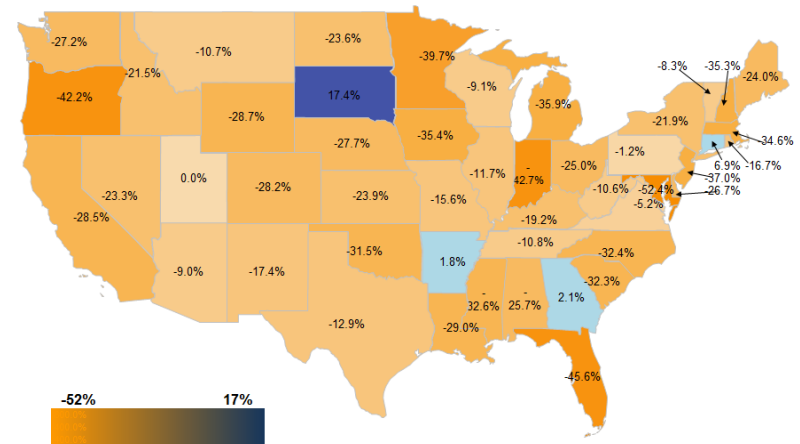
Price INDEX

A State Specific Measure of Monthly Price Differential (Resale Data)



Volume INDEX

A State Specific Measure of Monthly Volume Differential (Resale Data)



EquipmentWatch INDEX™

March 2015 in Review | A Monthly Recap of Critical Heavy Equipment Benchmarks



Age Benchmarks, by Category

	Average Age, Resale (yrs)	Average Age, Auction (yrs)
I.C. Cushion Tire Lift Trucks	10.7 ▼ -0.8	10.4 ▼ -0.6
I.C. Pneumatic Tire Lift Trucks	10.2 - 0.0	15.9 ▲ 2.8
Cushion Tire Sit-Down Electric Lift Truck	10.5 ▼ -0.9	12.8 ▼ -1.1
Straight Mast Rough Terrain Lift Trucks	10.3 ▼ -0.2	21.2 ▲ 12.2
Telescoping Boom Rough Terrain Lift Truck	7.9 ▼ -0.2	9.7 ▲ 0.8

Age Benchmarks, by Manufacturer

	Average Age, Resale (yrs)	Average Age, Auction (yrs)
Caterpillar	8.8 ▼ -0.6	12.1 ▲ 1.7
Genie	7.7 ▼ -0.2	8.1 ▼ -0.2
Gehl	8.0 ▼ -0.1	9.3 ▲ 1.0
Hyster	11.8 ▼ -0.3	18.4 ▲ 3.5
JLG	8.0 ▼ -0.1	8.2 ▲ 0.1
Toyota	8.9 ▲ 0.2	9.1 ▼ -0.5



EquipmentWatch INDEX™

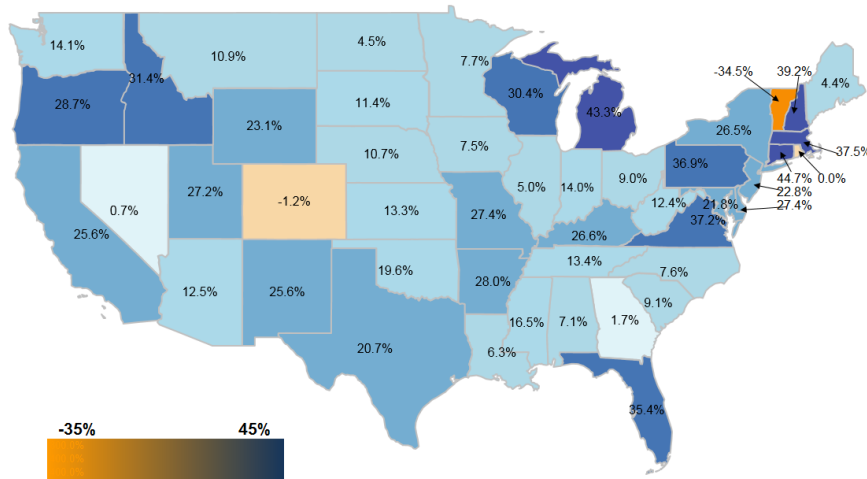
March 2015 in Review | A Monthly Recap of Critical Heavy Equipment Benchmarks



Agricultural Equipment

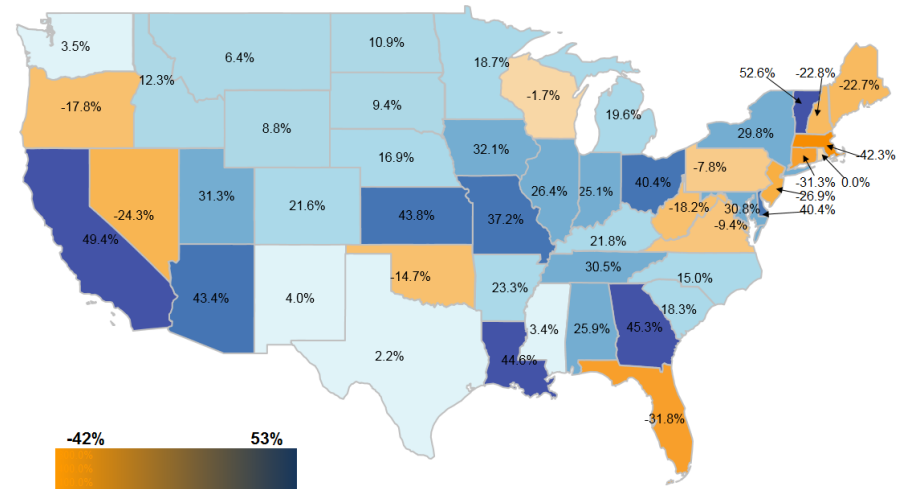
Price INDEX

A State Specific Measure of Monthly Price Differential (Resale Data)



Volume INDEX

A State Specific Measure of Monthly Sales Volume Differential (Resale Data)



EquipmentWatch INDEX™

March 2015 in Review | A Monthly Recap of Critical Heavy Equipment Benchmarks



Age Benchmarks, by Category		
	Average Age, Resale (yrs)	Average Age, Auction (yrs)
Wheel Tractors	5.8 ▼-3.6	16.8 ▼-1.5
Combines	6.8 ▼-2.1	11.7 ▼-5.6
Balers	7.9 ▼-1.6	10.9 ▲0.8
Corn Headers	7.4 ▼-1.3	11.8 ▼-0.5
Track Tractors	5.5 ▼-0.7	8.7 ▼-1.0
Auger Headers	8.8 ▼-1.9	9.9 ▲0.5
Grain Carts/Wagons	5.8 ▼-1.3	7.9 ▼-0.6
Planters	9.7 ▲1.4	10.3 -0.0
Self-Propelled Windrowers	4.3 ▼-3.9	9.1 ▲1.3
Draper Headers	3.7 ▼-0.1	5.0 ▲0.3

Age Benchmarks, by Manufacturer		
	Average Age, Resale (yrs)	Average Age, Auction (yrs)
Deere	6.1 ▼-1.7	15.0 ▼-1.7
Case IH	7.3 ▼-2.2	11.4 ▼-2.1
New Holland	8.7 ▼-2.1	11.8 ▲0.5
Kubota	6.5 ▼-0.2	8.8 ▼-1.2
Challenger	6.1 ▼-0.2	6.6 ▼-1.8
Massey Ferguson	6.0 ▼-6.3	26.1 ▲9.1
Kinze	8.3 ▼-1.1	8.0 ▲2.7
Claas	6.8 ▼-0.9	6.1 ▼-4.2



EquipmentWatch INDEX™

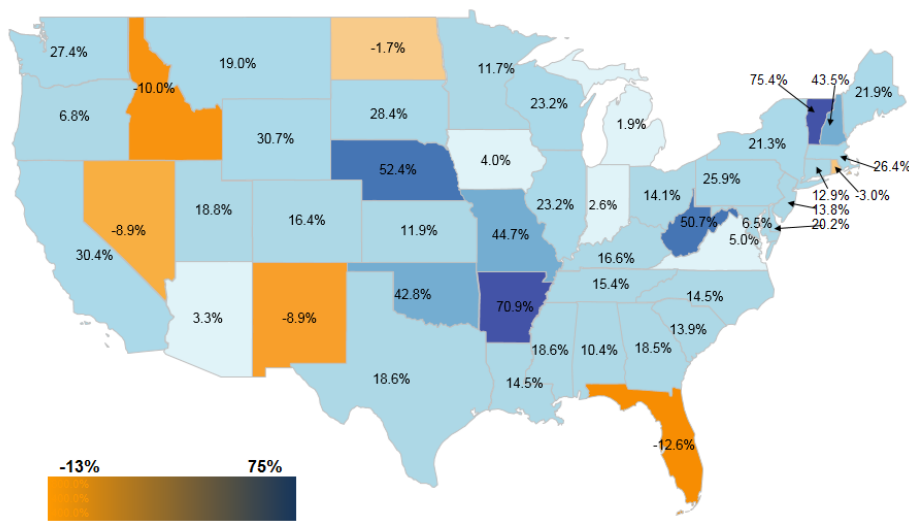
March 2015 in Review | A Monthly Recap of Critical Heavy Equipment Benchmarks



Commercial Trucks

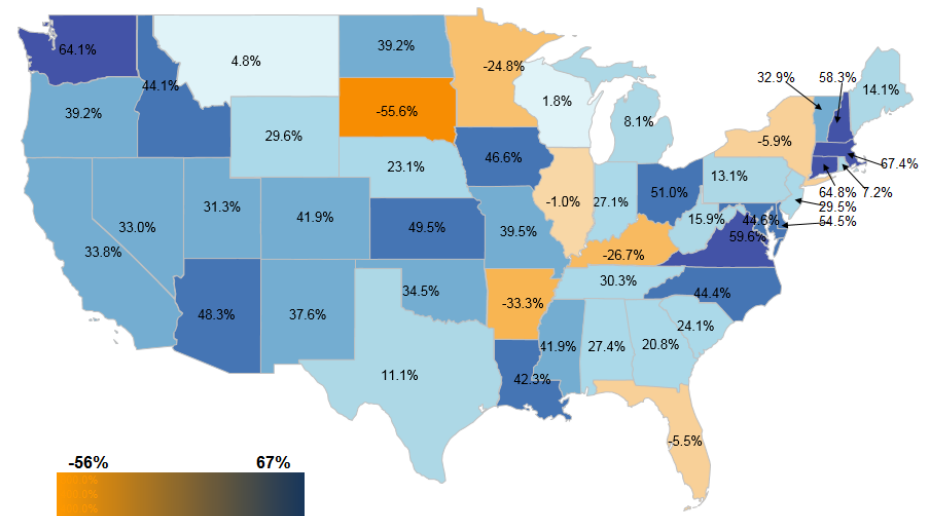
Price INDEX

A State Specific Measure of Monthly Price Differential (Resale Data)



Volume INDEX

A State Specific Measure of Monthly Sales Volume Differential (Resale Data)



EquipmentWatch INDEX™

March 2015 in Review | A Monthly Recap of Critical Heavy Equipment Benchmarks



Age Benchmarks, by Category		
	Average Age, Resale (yrs)	Average Age, Auction (yrs)
Heavy Duty	6.5 ▼ -1.4	9.2 ▲ 0.8
Medium Duty	5.6 ▼ -0.2	6.9 ▲ 0.3
Light Duty	3.0 ▼ -0.2	9.5 ▼ -0.2

Age Benchmarks, by Manufacturer		
	Average Age, Resale (yrs)	Average Age, Auction (yrs)
Freightliner	6.3 ▼ -2.4	10.0 ▼ -0.2
International	6.0 ▼ -1.3	8.0 ▲ 1.4
Kenworth	4.5 ▲ 0.1	9.2 ▲ 0.3
Volvo	5.4 ▼ -1.5	13.6 ▲ 2.5
Peterbilt	6.2 ▼ -1.4	6.4 - 0.0

