

EquipmentWatch INDEX™

April 2015 in Review | A Monthly Recap of Critical Heavy Equipment Benchmarks

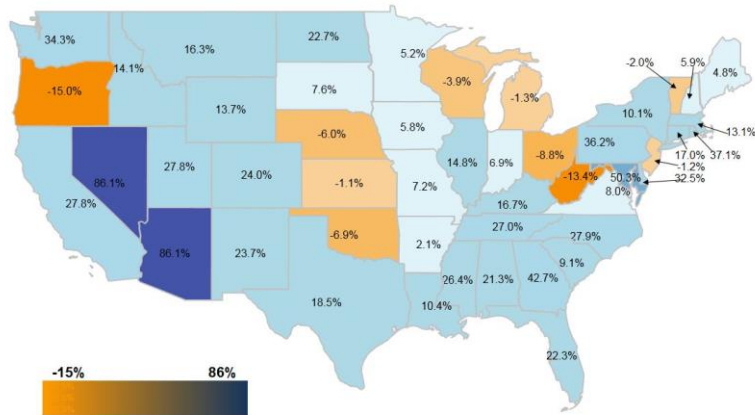


The EquipmentWatch INDEX™ is a free monthly resource for critical thinkers in the construction, lift truck, agriculture, and truck industry to make better-informed heavy equipment decisions around price, market share and equipment age metrics.

Construction Equipment

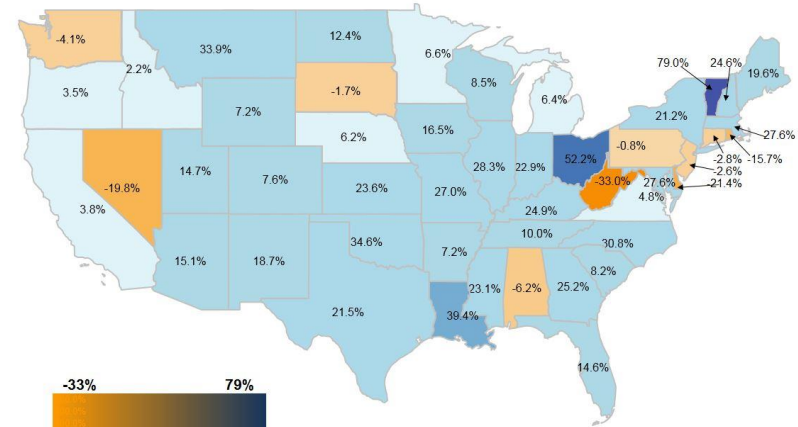
Price INDEX

A State Specific Measure of Monthly Price Differential (Resale Data)



Volume INDEX

A State Specific Measure of Monthly Sales Volume Differential (Resale Data)



EquipmentWatch INDEX™

April 2015 in Review | A Monthly Recap of Critical Heavy Equipment Benchmarks



Age Benchmarks, by Category				
	Average Age, Resale (yrs)		Average Age, Auction (yrs)	
4-Wd Articulated Wheel Loaders	10.2	▼ -0.9	16.2	▼ -0.2
Compact Track Loaders	4.8	▼-0.1	7.0	▲ 0.9
Crawler Mounted Hydraulic Excavators	8.4	▼ -0.3	8.2	▼ -3.1
Crawler Mounted Compact Excavators	5.9	▼-0.5	7.4	▼ -1.5
Electric Self Propelled Scissor Lifts	7.8	-0.0	9.5	▲ 0.5
I.C. Self-Propelled Telescopic Boom Aerial Lifts	8.6	▼ -0.6	10.4	▼-0.1
Single Drum Vibratory Compactors	8.8	▼ -0.5	9.6	▼ -4.7
Skid Steer Loaders	6.4	▼ -0.2	9.3	▲ 0.4
Standard Crawler Dozers	14.3	▼ -0.8	12.9	▼ -4.2
Tractor-Loader-Backhoes	8.2	▼ -0.4	10.6	▼ -0.3

Age Benchmarks, by Manufacturer				
	Average Age, Resale (yrs)		Average Age, Auction (yrs)	
Bobcat	6.6	▼ -0.4	9.3	▼-0.7
Bomag	9.9	▼ -0.2	10.0	▼-5.2
Case	8.1	▼ -0.7	14.1	▲ 0.8
Caterpillar	10.6	▼ -0.4	13.4	▼-1.8
Deere	7.7	▼ -0.5	9.0	▼-1.8
Ditch Witch	8.9	▲-0.5	12.2	▲ 3.0
Genie	8.2	▼ -0.3	10.0	▲ 0.6
Terex	8.9	▼ -0.1	9.9	▲ 0.7
Ingersoll Rand	9.5	▼ -1.0	11.5	▼ -3.2
JCB	7.1	- 0.0	8.9	▼ -3.2
JLG	8.3	▼ -0.1	9.9	▲ 0.8
Komatsu	10.1	▼ -0.2	8.3	▼-2.1
New Holland	7.7	▲ 0.3	9.8	▲ 0.5
Skyjack	7.8	- 0.0	8.9	▼-0.6
Volvo	7.3	▼ -1.2	6.8	▼ -0.1



EquipmentWatch INDEX™

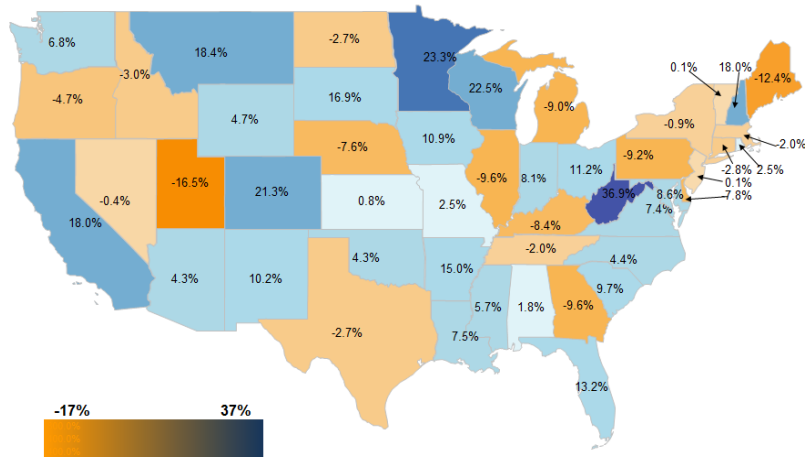
April 2015 in Review | A Monthly Recap of Critical Heavy Equipment Benchmarks



Lift Trucks

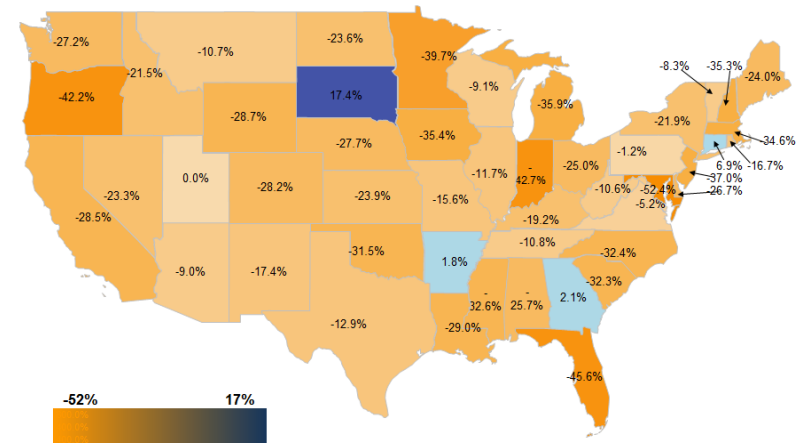
Price INDEX

A State Specific Measure of Monthly Price Differential (Resale Data)



Volume INDEX

A State Specific Measure of Monthly Volume Differential (Resale Data)



EquipmentWatch INDEX™

April 2015 in Review | A Monthly Recap of Critical Heavy Equipment Benchmarks



Age Benchmarks, by Category

	Average Age, Resale (yrs)	Average Age, Auction (yrs)
I.C. Cushion Tire Lift Trucks	10.7 ▼ -0.8	10.4 ▼ -0.6
I.C. Pneumatic Tire Lift Trucks	10.2 - 0.0	15.9 ▲ 2.8
Cushion Tire Sit-Down Electric Lift Truck	10.5 ▼ -0.9	12.8 ▼ -1.1
Straight Mast Rough Terrain Lift Trucks	10.3 ▼ -0.2	21.2 ▲ 12.2
Telescoping Boom Rough Terrain Lift Truck	7.9 ▼ -0.2	9.7 ▲ 0.8

Age Benchmarks, by Manufacturer

	Average Age, Resale (yrs)	Average Age, Auction (yrs)
Caterpillar	8.8 ▼ -0.6	12.1 ▲ 1.7
Genie	7.7 ▼ -0.2	8.1 ▼ -0.2
Gehl	8.0 ▼ -0.1	9.3 ▲ 1.0
Hyster	11.8 ▼ -0.3	18.4 ▲ 3.5
JLG	8.0 ▼ -0.1	8.2 ▲ 0.1
Toyota	8.9 ▲ 0.2	9.1 ▼ -0.5



EquipmentWatch INDEX™

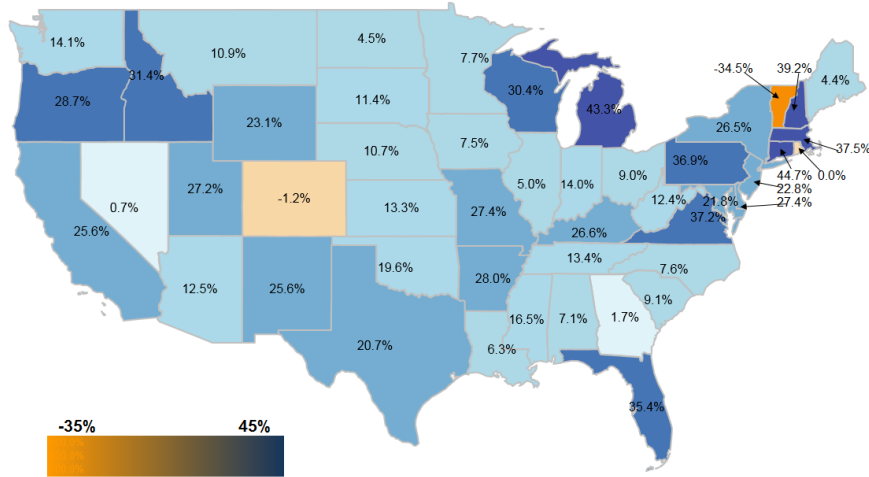
April 2015 in Review | A Monthly Recap of Critical Heavy Equipment Benchmarks



Agricultural Equipment

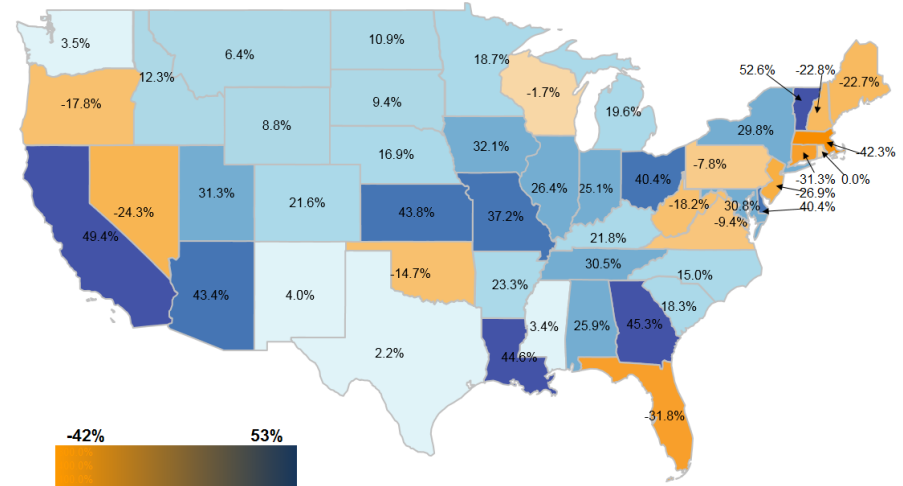
Price INDEX

A State Specific Measure of Monthly Price Differential (Resale Data)



Volume INDEX

A State Specific Measure of Monthly Sales Volume Differential (Resale Data)



EquipmentWatch INDEX™

April 2015 in Review | A Monthly Recap of Critical Heavy Equipment Benchmarks



Age Benchmarks, by Category		
	Average Age, Resale (yrs)	Average Age, Auction (yrs)
Wheel Tractors	5.8 ▼-3.6	16.8 ▼-1.5
Combines	6.8 ▼-2.1	11.7 ▼-5.6
Balers	7.9 ▼-1.6	10.9 ▲0.8
Corn Headers	7.4 ▼-1.3	11.8 ▼-0.5
Track Tractors	5.5 ▼-0.7	8.7 ▼-1.0
Auger Headers	8.8 ▼-1.9	9.9 ▲0.5
Grain Carts/Wagons	5.8 ▼-1.3	7.9 ▼-0.6
Planters	9.7 ▲1.4	10.3 - 0.0
Self-Propelled Windrowers	4.3 ▼-3.9	9.1 ▲1.3
Draper Headers	3.7 ▼-0.1	5.0 ▲0.3

Age Benchmarks, by Manufacturer		
	Average Age, Resale (yrs)	Average Age, Auction (yrs)
Deere	6.1 ▼-1.7	15.0 ▼-1.7
Case IH	7.3 ▼-2.2	11.4 ▼-2.1
New Holland	8.7 ▼-2.1	11.8 ▲0.5
Kubota	6.5 ▼-0.2	8.8 ▼-1.2
Challenger	6.1 ▼-0.2	6.6 ▼-1.8
Massey Ferguson	6.0 ▼-6.3	26.1 ▲9.1
Kinze	8.3 ▼-1.1	8.0 ▲2.7
Claas	6.8 ▼-0.9	6.1 ▼-4.2



EquipmentWatch INDEX™

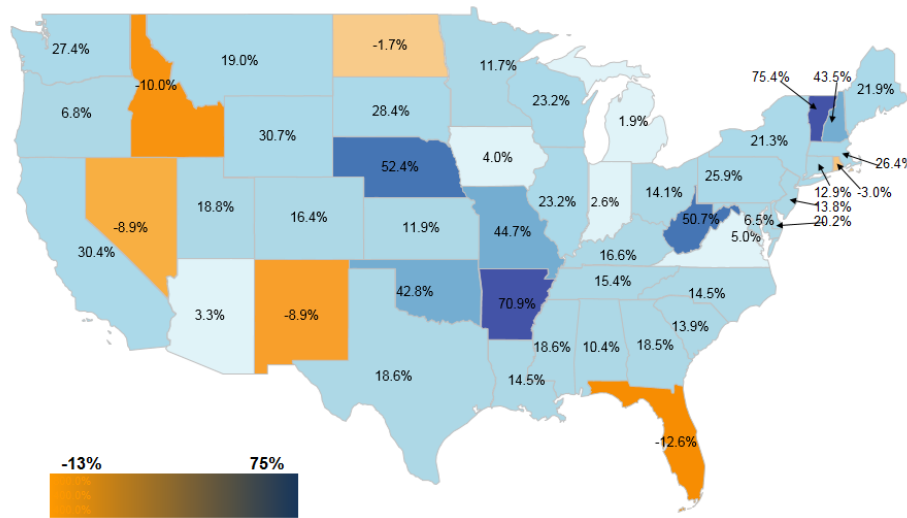
April 2015 in Review | A Monthly Recap of Critical Heavy Equipment Benchmarks



Commercial Trucks

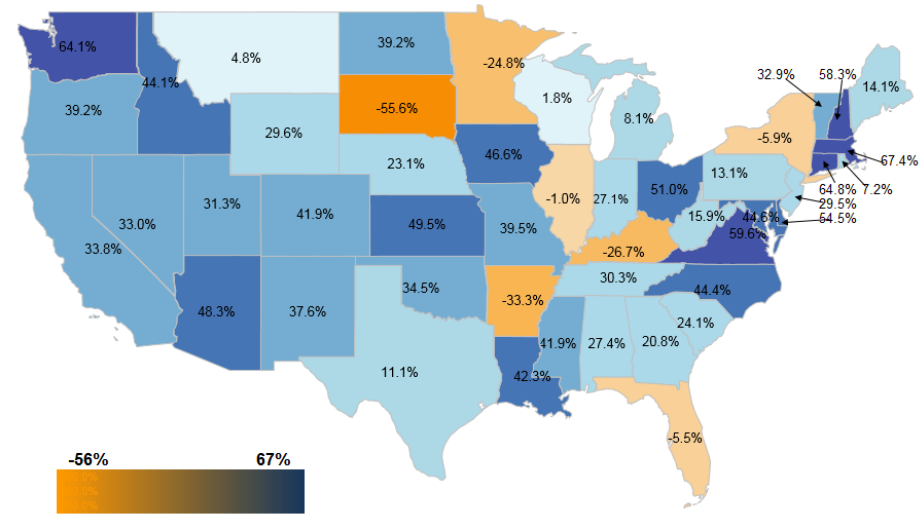
Price INDEX

A State Specific Measure of Monthly Price Differential (Resale Data)



Volume INDEX

A State Specific Measure of Monthly Sales Volume Differential (Resale Data)



EquipmentWatch INDEX™

April 2015 in Review | A Monthly Recap of Critical Heavy Equipment Benchmarks



Age Benchmarks, by Category		
	Average Age, Resale (yrs)	Average Age, Auction (yrs)
Heavy Duty	6.5 ▼ -1.4	9.2 ▲ 0.8
Medium Duty	5.6 ▼ -0.2	6.9 ▲ 0.3
Light Duty	3.0 ▼ -0.2	9.5 ▼ -0.2

Age Benchmarks, by Manufacturer		
	Average Age, Resale (yrs)	Average Age, Auction (yrs)
Freightliner	6.3 ▼ -2.4	10.0 ▼ -0.2
International	6.0 ▼ -1.3	8.0 ▲ 1.4
Kenworth	4.5 ▲ 0.1	9.2 ▲ 0.3
Volvo	5.4 ▼ -1.5	13.6 ▲ 2.5
Peterbilt	6.2 ▼ -1.4	6.4 -0.0

