

EquipmentWatch INDEX™

May 2015 in Review | A Monthly Recap of Critical Heavy Equipment Benchmarks

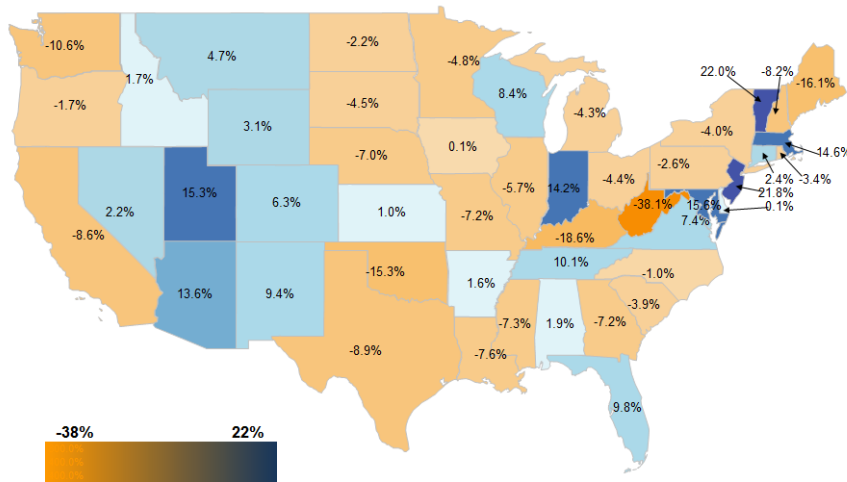


The EquipmentWatch INDEX™ is a free monthly resource for critical thinkers in the construction, lift truck, agriculture, and truck industries to make better-informed heavy equipment decisions around price, market share, and equipment age metrics.

Construction Equipment

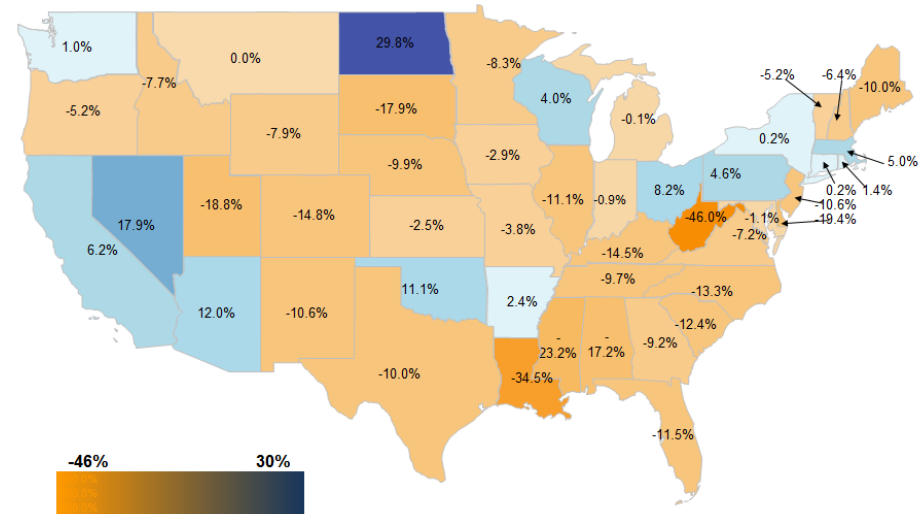
Price INDEX

A State Specific Measure of Monthly Price Differential (Resale Data)



Volume INDEX

A State Specific Measure of Monthly Sales Volume Differential (Resale Data)



EquipmentWatch INDEX™

May 2015 in Review | A Monthly Recap of Critical Heavy Equipment Benchmarks



Age Benchmarks, by Category				
	Average Age, Resale (yrs)		Average Age, Auction (yrs)	
4-Wd Articulated Wheel Loaders	10.8	▲ 0.6	14.0	▼ -2.2
Compact Track Loaders	4.8	-0.0	6.1	▼ -0.9
Crawler Mounted Hydraulic Excavators	8.0	▼ -0.4	10.1	▲ 2.0
Crawler Mounted Compact Excavators	5.8	▼ -0.1	9.6	▲ 2.0
Electric Self Propelled Scissor Lifts	7.7	▼ -0.1	10.0	▲ 0.5
I.C. Self-Propelled Telescopic Boom Aerial Lifts	8.8	▲ 0.2	12.2	▲ 1.7
Single Drum Vibratory Compactors	9.2	▲ 0.4	14.4	▲ 4.8
Skid Steer Loaders	6.1	▼ -0.3	9.4	▲ 0.1
Standard Crawler Dozers	13.6	▼ -0.7	16.5	▲ 3.6
Tractor-Loader-Backhoes	8.3	▲ 0.1	11.2	▲ 0.6

Age Benchmarks, by Manufacturer				
	Average Age, Resale (yrs)		Average Age, Auction (yrs)	
Bobcat	6.4	▼ -0.2	9.1	▼ -0.2
Bomag	9.7	▼ -0.2	15.3	▲ 5.3
Case	8.5	▲ 0.4	12.5	▼ -1.5
Caterpillar	10.0	▼ -0.6	13.7	▲ 0.3
Deere	7.6	▼ -0.1	10.1	▲ 1.1
Ditch Witch	8.6	▼ -0.3	10.8	▼ -1.4
Genie	8.3	▲ 0.1	10.3	▲ 0.3
Terex	8.0	▼ -0.9	9.9	-0.0
Ingersoll Rand	10.1	▲ 0.7	13.5	▼ -2.0
JCB	6.3	▼ -0.7	10.7	▲ 1.8
JLG	8.2	▼ -0.1	11.1	▲ 1.2
Komatsu	9.8	▼ -0.4	9.8	▲ 1.5
New Holland	7.2	▼ -0.5	10.7	▲ 0.8
Skyjack	7.6	▼ -0.2	12.1	▲ 3.3
Volvo	6.8	▼ -0.5	8.3	▲ 1.5



EquipmentWatch INDEX™

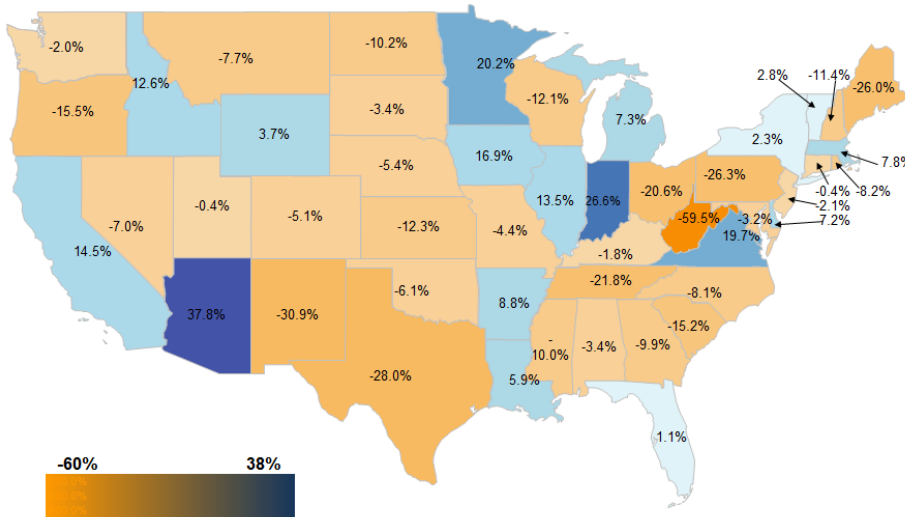
May 2015 in Review | A Monthly Recap of Critical Heavy Equipment Benchmarks



Lift Trucks

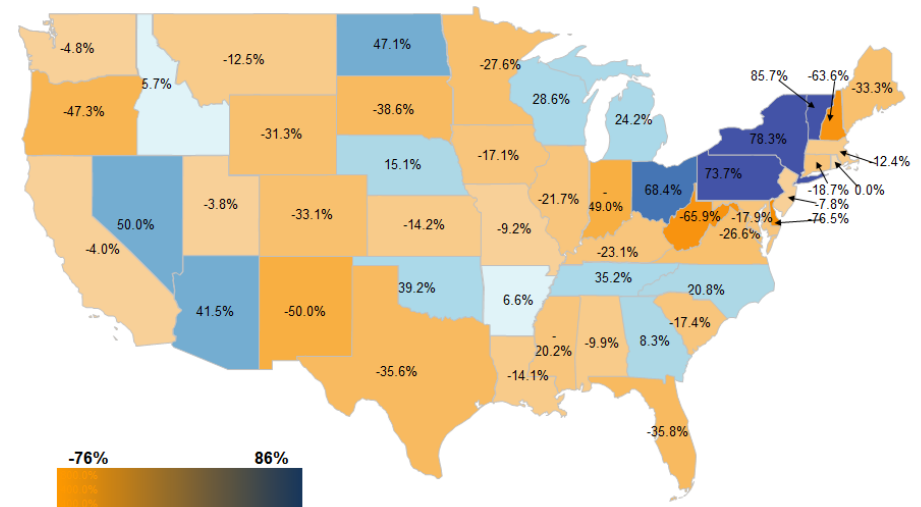
Price INDEX

A State Specific Measure of Monthly Price Differential (Resale Data)



Volume INDEX

A State Specific Measure of Monthly Volume Differential (Resale Data)



EquipmentWatch INDEX™

May 2015 in Review | A Monthly Recap of Critical Heavy Equipment Benchmarks



Age Benchmarks, by Category

	Average Age, Resale (yrs)	Average Age, Auction (yrs)
I.C. Cushion Tire Lift Trucks	11.3 ▲ 0.2	10.4 ▼ -0.6
I.C. Pneumatic Tire Lift Trucks	9.8 ▼ -0.3	15.9 ▲ 2.8
Cushion Tire Sit-Down Electric Lift Truck	11.4 ▲ 0.5	12.8 ▼ -1.1
Straight Mast Rough Terrain Lift Trucks	10.8 ▲ 0.7	21.2 ▲ 12.2
Telescoping Boom Rough Terrain Lift Truck	7.8 ▲ 0.1	9.7 ▲ 0.8

Age Benchmarks, by Manufacturer

	Average Age, Resale (yrs)	Average Age, Auction (yrs)
Caterpillar	8.2 ▼ -0.8	12.1 ▲ 1.7
Genie	7.6 ▼ -0.1	8.1 ▼ -0.2
Gehl	7.9 ▼ -0.1	9.3 ▲ 1.0
Hyster	12.1 ▼ -0.5	18.4 ▲ 3.5
JLG	7.6 ▲ 0.3	8.2 ▲ 0.1
Toyota	8.4 ▲ 0.5	9.1 ▼ -0.5



EquipmentWatch INDEX™

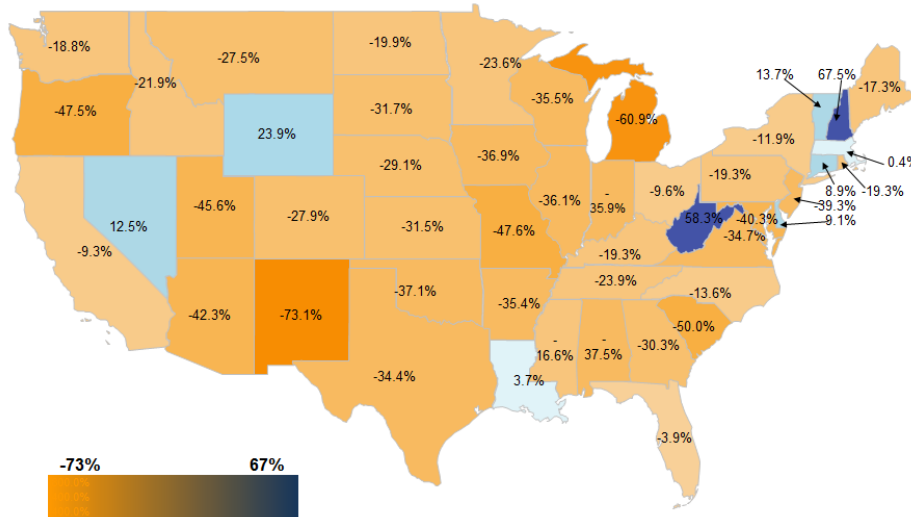
May 2015 in Review | A Monthly Recap of Critical Heavy Equipment Benchmarks



Agricultural Equipment

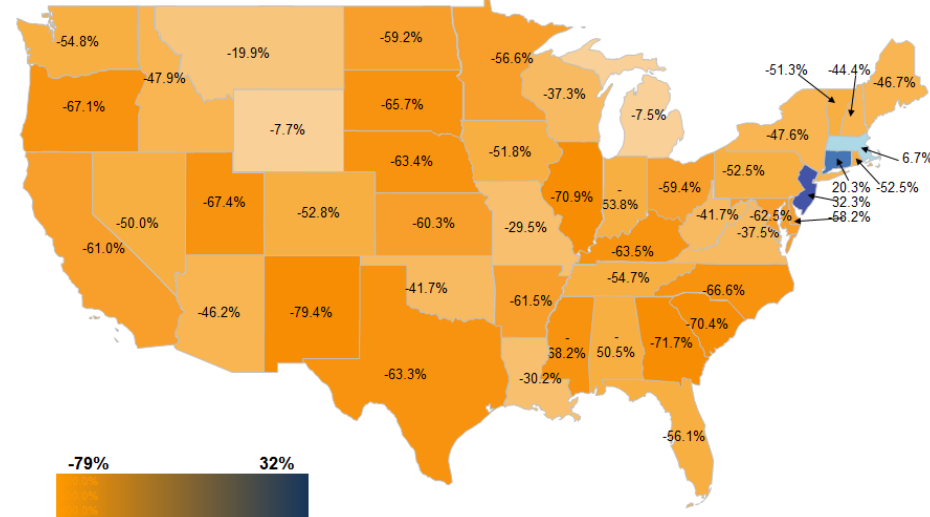
Price INDEX

A State Specific Measure of Monthly Price Differential (Resale Data)



Volume INDEX

A State Specific Measure of Monthly Sales Volume Differential (Resale Data)



EquipmentWatch INDEX™

May 2015 in Review | A Monthly Recap of Critical Heavy Equipment Benchmarks



Age Benchmarks, by Category				
	Average Age, Resale (yrs)		Average Age, Auction (yrs)	
Wheel Tractors	10.5	▲ 0.9	19.3	▲ 2.5
Combines	10.4	▲ 1.7	14.7	▲ 3.0
Balers	9.0	▲ 0.8	12.5	▲ 1.6
Corn Headers	9.7	▲ 1.4	14.0	▲ 2.3
Track Tractors	7.1	▲ 1.5	10.3	▲ 1.6
Auger Headers	11.6	▲ 1.8	13.7	▲ 3.8
Grain Carts/Wagons	7.3	- 0.0	7.2	▼ -0.6
Planters	8.6	▲ 0.1	10.0	▼ -0.3
Self-Propelled Windrowers	7.3	▲ 1.8	12.3	▲ 3.2
Draper Headers	4.1	▲ 0.5	5.4	▲ 0.4

Age Benchmarks, by Manufacturer				
	Average Age, Resale (yrs)		Average Age, Auction (yrs)	
Deere	6.1	▼ -1.7	18.1	▲ 2.3
Case IH	7.3	▼ -2.2	11.3	▲ 0.5
New Holland	8.7	▼ -2.1	11.3	▼ -0.4
Kubota	6.5	▼ -0.2	12.6	▲ 1.3
Challenger	6.1	▼ -0.2	7.5	▲ 1.4
Massey Ferguson	6.0	▼ -6.3	16.7	▼ -0.6
Kinze	8.3	▼ -1.1	8.0	▼ -0.5
Claas	6.8	▼ -0.9	5.1	▼ -0.5



EquipmentWatch INDEX™

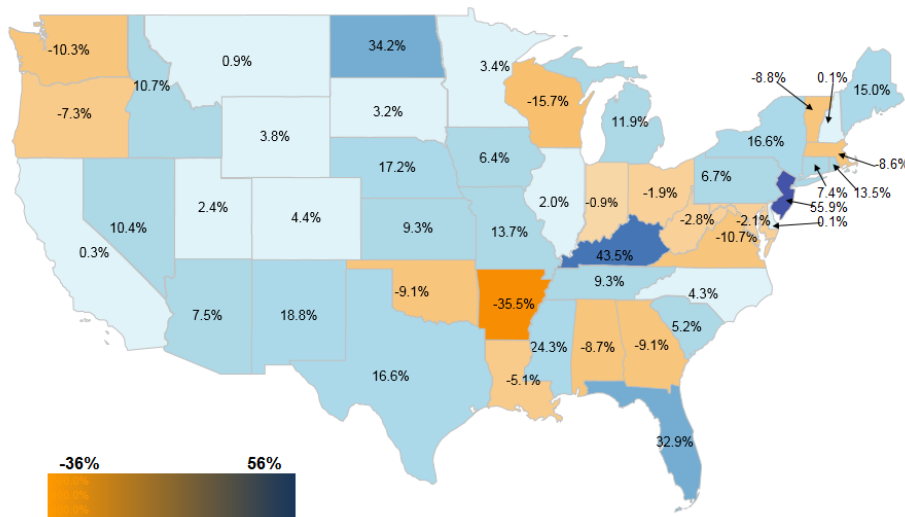
May 2015 in Review | A Monthly Recap of Critical Heavy Equipment Benchmarks



Commercial Trucks

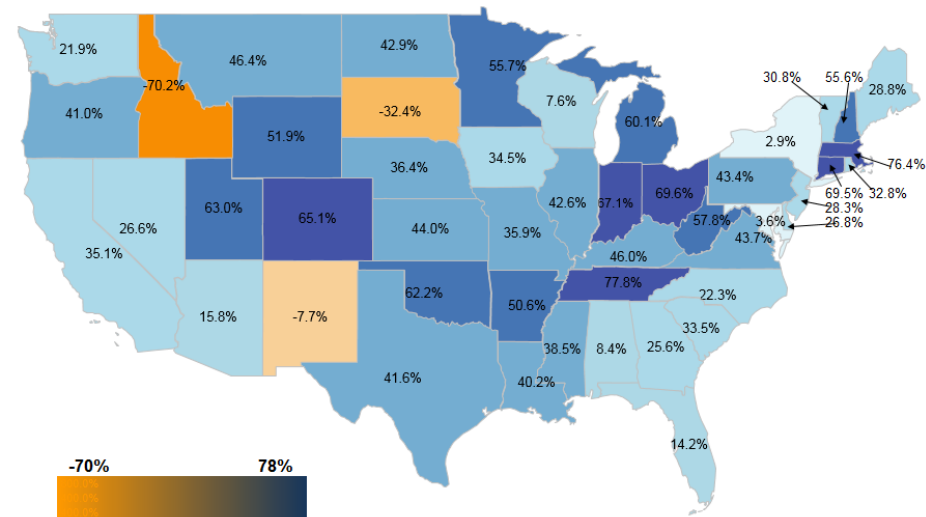
Price INDEX

A State Specific Measure of Monthly Price Differential (Resale Data)



Volume INDEX

A State Specific Measure of Monthly Sales Volume Differential (Resale Data)



EquipmentWatch INDEX™

May 2015 in Review | A Monthly Recap of Critical Heavy Equipment Benchmarks



Age Benchmarks, by Category		
	Average Age, Resale (yrs)	Average Age, Auction (yrs)
Heavy Duty	5.8 ▲ 0.2	10.5 ▲ 0.4
Medium Duty	5.4 ▼ - 0.2	7.3 ▼ - 0.1
Light Duty	1.9 ▼ - 0.6	9.9 - 0.0

Age Benchmarks, by Manufacturer		
	Average Age, Resale (yrs)	Average Age, Auction (yrs)
Freightliner	6.2 ▲ 0.5	12.7 ▲ 2.4
International	5.4 ▲ 0.2	11.4 ▲ 0.8
Kenworth	4.8 - 0.0	11.9 ▲ 2.4
Volvo	4.3 ▲ 0.1	12.8 ▼ -1.1
Peterbilt	5.9 - 0.0	7.7 ▲ 0.5

