

# EquipmentWatch INDEX™

June 2015 in Review | A Monthly Recap of Critical Heavy Equipment Benchmarks

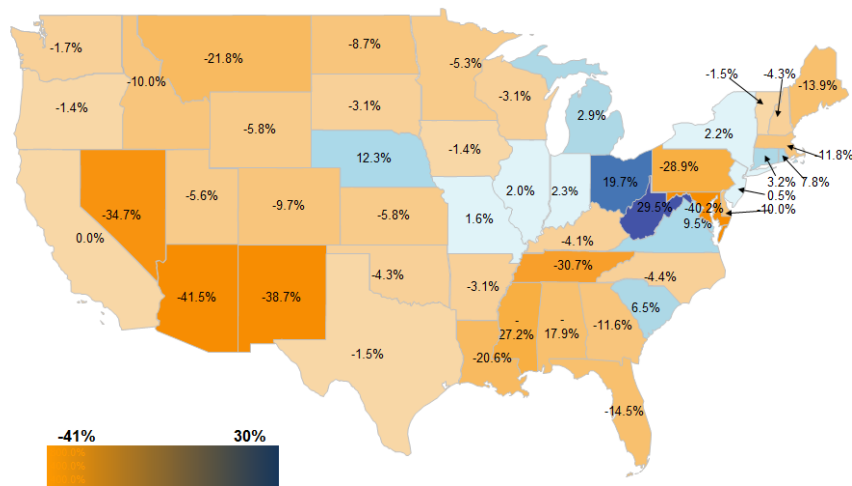


The EquipmentWatch INDEX™ is a free monthly resource for critical thinkers in the construction, lift truck, agriculture, and truck industries to make better-informed heavy equipment decisions around price, market share, and equipment age metrics.

## Construction Equipment

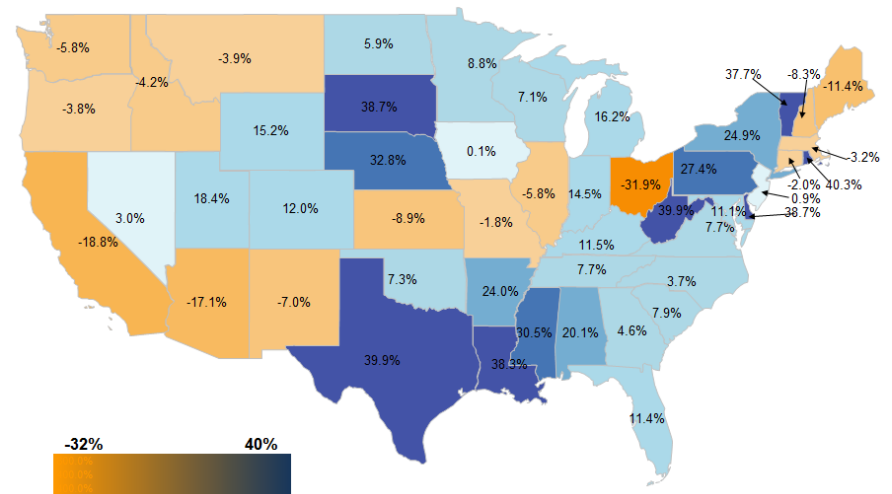
### Price INDEX

A State Specific Measure of Monthly Price Differential (Resale Data)



### Volume INDEX

A State Specific Measure of Monthly Sales Volume Differential (Resale Data)



# EquipmentWatch INDEX™

June 2015 in Review | A Monthly Recap of Critical Heavy Equipment Benchmarks



Age Benchmarks, by Category				
	Average Age, Resale (yrs)		Average Age, Auction (yrs)	
4-Wd Articulated Wheel Loaders	10.6	-0.2	14.2	+0.1
Compact Track Loaders	4.8	+0.0	6.8	+0.8
Crawler Mounted Hydraulic Excavators	6.1	+0.3	8.1	-1.3
Crawler Mounted Compact Excavators	8.5	+0.5	10.8	+0.7
Electric Self Propelled Scissor Lifts	7.6	-0.1	9.2	+0.8
I.C. Self-Propelled Telescopic Boom Aerial Lifts	8.7	-0.1	13.3	+1.5
Single Drum Vibratory Compactors	9.0	-0.2	15.5	+1.3
Skid Steer Loaders	6.2	+0.1	9.2	-0.2
Standard Crawler Dozers	13.0	-0.6	18.1	+1.4
Tractor-Loader-Backhoes	8.3	+0.0	11.7	+0.3

Age Benchmarks, by Manufacturer				
	Average Age, Resale (yrs)		Average Age, Auction (yrs)	
Bobcat	6.4	-0.1	9.5	+0.2
Bomag	9.0	-0.7	14.9	-2.9
Case	8.1	-0.4	14.1	+0.9
Caterpillar	10.0	+0.0	15.1	+1.2
Deere	8.1	+0.6	9.3	-0.8
Ditch Witch	10.6	+2.0	11.4	+1.4
Genie	8.0	-0.4	11.4	+0.8
Terex	8.8	-1.3	15.3	+0.3
Ingersoll Rand	6.2	-0.2	9.6	-1.4
JCB	8.1	+0.0	10.6	+0.0
JLG	9.8	+0.0	11.0	+0.7
Komatsu	7.9	+0.7	11.5	+1.1
New Holland	7.6	+0.0	10.3	-1.0
Skyjack	8.2	+0.3	13.2	+3.6
Volvo	6.9	+0.1	7.7	-1.0



# EquipmentWatch INDEX™

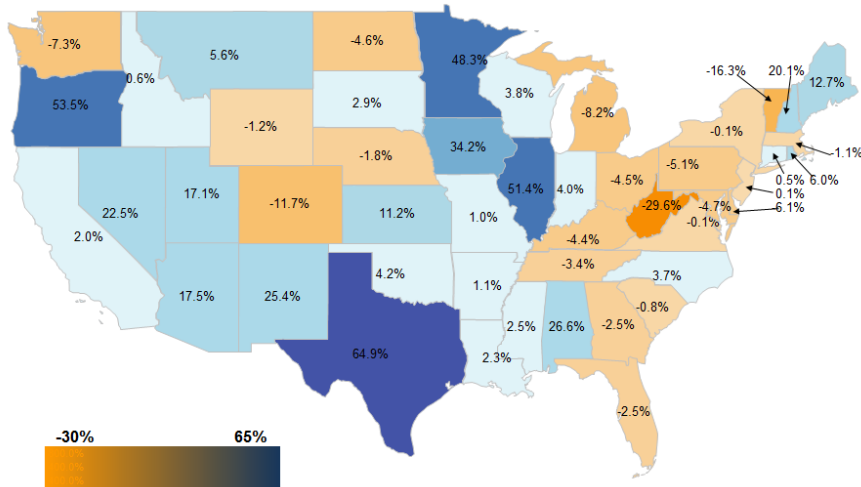
June 2015 in Review | A Monthly Recap of Critical Heavy Equipment Benchmarks



## Lift Trucks

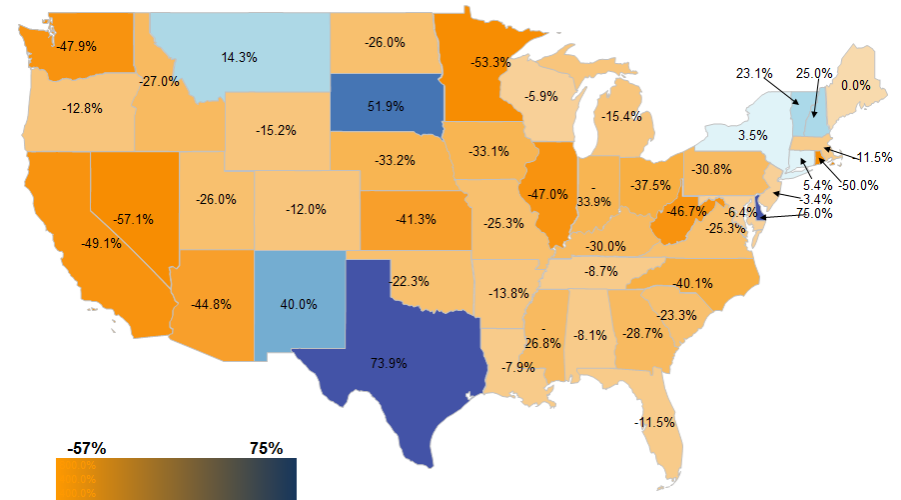
### Price INDEX

A State Specific Measure of Monthly Price Differential (Resale Data)



### Volume INDEX

A State Specific Measure of Monthly Volume Differential (Resale Data)



# EquipmentWatch INDEX™

June 2015 in Review | A Monthly Recap of Critical Heavy Equipment Benchmarks



Age Benchmarks, by Category				
	Average Age, Resale (yrs)		Average Age, Auction (yrs)	
I.C. Cushion Tire Lift Trucks	10.9	-0.5	10.1	+1.0
I.C. Pneumatic Tire Lift Trucks	11.5	+0.2	13.7	-0.7
Cushion Tire Sit-Down Electric Lift Truck	9.7	-0.2	12.3	-0.5
Straight Mast Rough Terrain Lift Trucks	9.4	-1.4	19.9	+3.9
Telescoping Boom Rough Terrain Lift Truck	7.3	-0.5	11.4	+1.8

Age Benchmarks, by Manufacturer				
	Average Age, Resale (yrs)		Average Age, Auction (yrs)	
Caterpillar	8.1	-0.1	15.6	+3.8
Genie	7.9	+0.0	6.5	+0.5
Gehl	7.3	-0.2	8.5	+1.3
Hyster	11.8	-0.3	12.1	+2.6
JLG	7.2	-0.5	8.3	+0.7
Toyota	8.4	+0.0	8.7	-0.6



# EquipmentWatch INDEX™

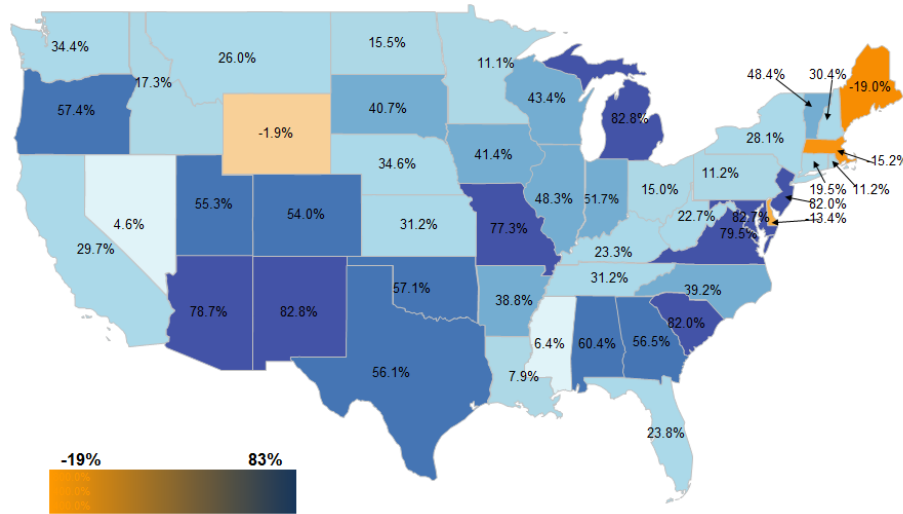
June 2015 in Review | A Monthly Recap of Critical Heavy Equipment Benchmarks



## Agricultural Equipment

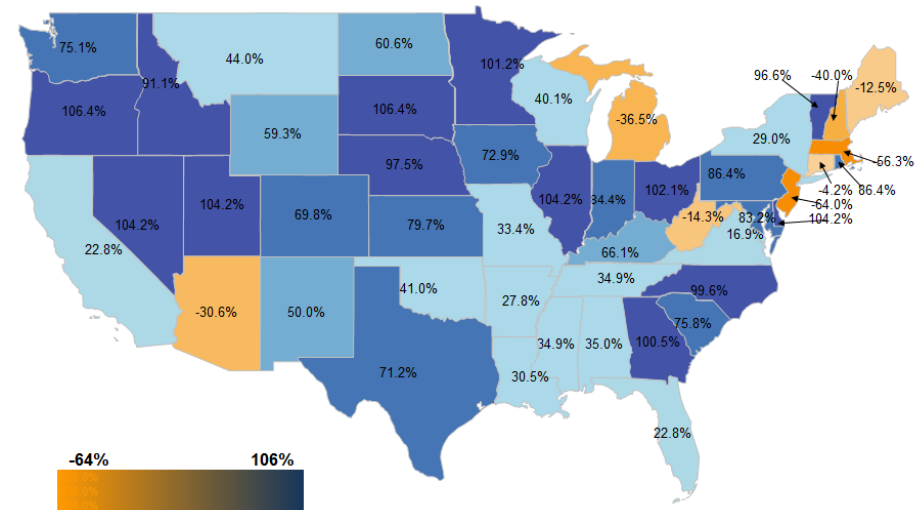
### Price INDEX

A State Specific Measure of Monthly Price Differential (Resale Data)



### Volume INDEX

A State Specific Measure of Monthly Volume Differential (Resale Data)



# EquipmentWatch INDEX™

June 2015 in Review | A Monthly Recap of Critical Heavy Equipment Benchmarks



Age Benchmarks, by Category				
	Average Age, Resale (yrs)		Average Age, Auction (yrs)	
Auger Headers	11.3	-2.3	8.9	-3.2
Balers	9.1	-0.4	10.1	+0.5
Combines	10.2	-0.9	13.2	-5.2
Corn Headers	9.3	-1.7	10.3	-4.5
Draper Headers	4.1	-0.5	4.3	-0.7
Grain Carts/Wagons	7.1	-0.2	9.9	+2.9
Planters	7.9	-1.0	8.6	+4.1
Self-Propelled Windrowers	6.8	-0.3	10.3	+0.3
Track Tractors	5.8	-1.2	9.0	-3.3
Wheel Tractors	9.6	-2.6	18.6	+1.6

Age Benchmarks, by Manufacturer				
	Average Age, Resale (yrs)		Average Age, Auction (yrs)	
Case IH	8.6	-0.7	12.9	+1.8
Challenger	5.5	-0.4	11.0	+2.8
Claas	6.5	-0.6	5.1	+0.0
Deere	8.7	-1.9	12.4	-0.1
Kinze	8.9	-0.3	12.7	+9.7
Kubota	7.1	-0.7	6.5	-4.2
Massey Ferguson	7.5	-0.7	21.6	+0.5
New Holland	12.0	+1.0	10.2	-0.2



# EquipmentWatch INDEX™

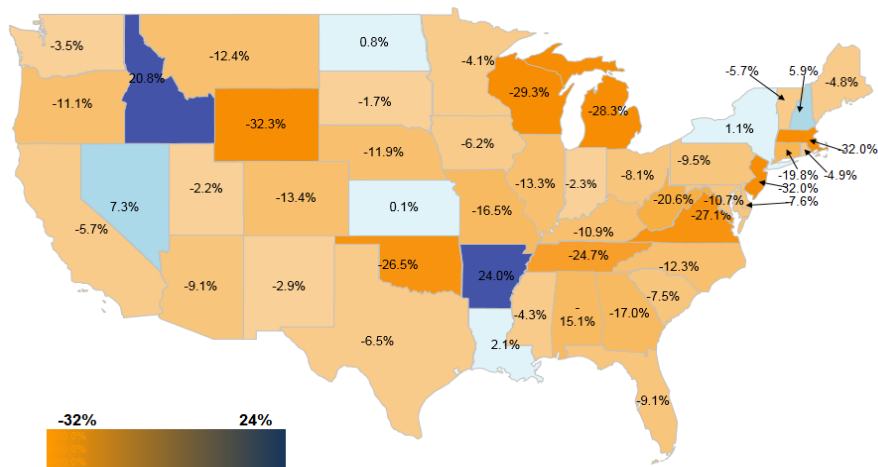
June 2015 in Review | A Monthly Recap of Critical Heavy Equipment Benchmarks



## Commercial Trucks

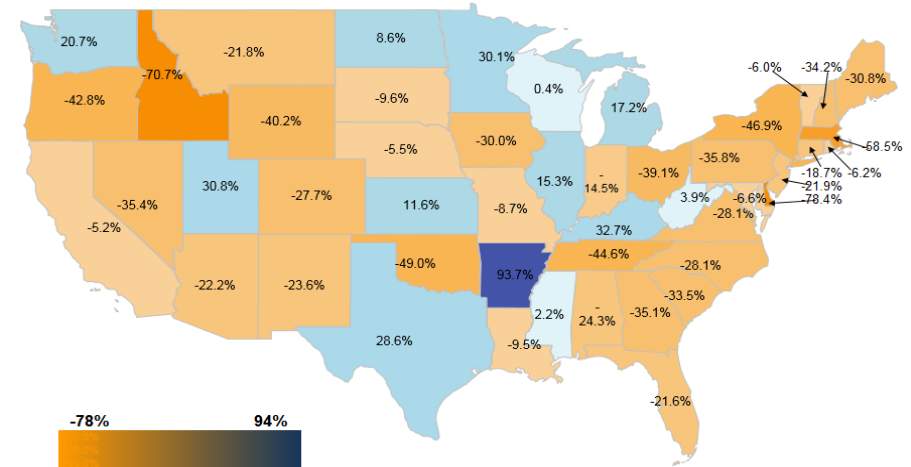
### Price INDEX

A State Specific Measure of Monthly Price Differential (Resale Data)



### Volume INDEX

A State Specific Measure of Monthly Sales Volume Differential (Resale Data)



# EquipmentWatch INDEX™

June 2015 in Review | A Monthly Recap of Critical Heavy Equipment Benchmarks



Age Benchmarks, by Category				
	Average Age, Resale (yrs)		Average Age, Auction (yrs)	
Heavy Duty	6.1	+0.3	10.5	+4.0
Medium Duty	5.4	+0.0	7.3	-0.1
Light Duty	2.1	+0.2	9.9	+0.0

Age Benchmarks, by Manufacturer				
	Average Age, Resale (yrs)		Average Age, Auction (yrs)	
Freightliner	6.5	+0.3	12.7	+2.4
International	5.8	+0.5	11.4	+0.8
Kenworth	5.4	+0.6	11.9	+2.4
Volvo	4.4	+0.1	12.8	-1.1
Peterbilt	5.7	-0.1	7.7	+0.5

