

# EquipmentWatch INDEX™

August 2015 in Review | A Monthly Recap of Critical Heavy Equipment Benchmarks

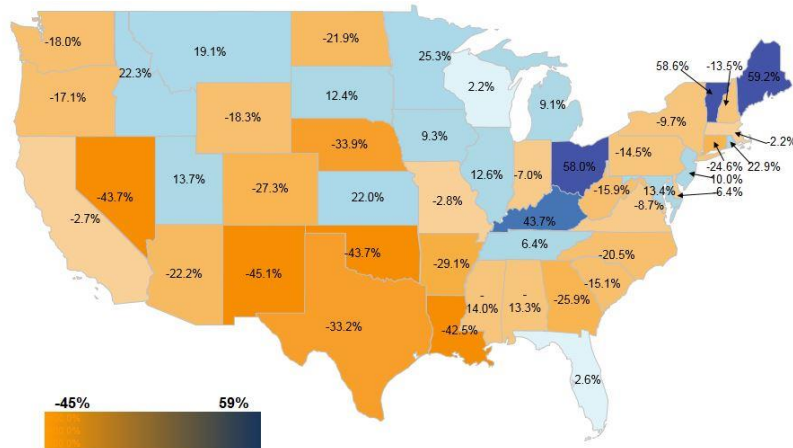


The EquipmentWatch INDEX™ is a free monthly resource for critical thinkers in the **construction, lift truck, agriculture, and truck** industries to make better-informed heavy equipment decisions around price, market share, and equipment age metrics.

## Construction Equipment

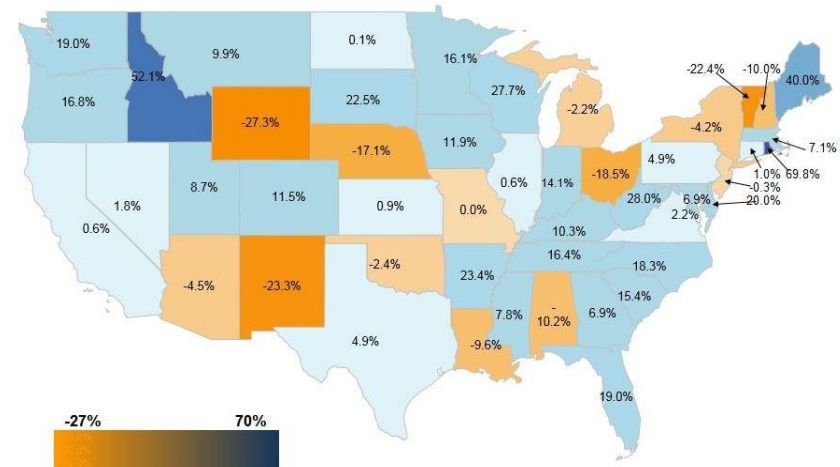
### Price INDEX

A State Specific Measure of Monthly Price Differential (Resale Data)



### Volume INDEX

A State Specific Measure of Monthly Sales Volume Differential (Resale Data)



# EquipmentWatch INDEX™

August 2015 in Review | A Monthly Recap of Critical Heavy Equipment Benchmarks



Age Benchmarks, by Category				
	Average Age, Resale (yrs)		Average Age, Auction (yrs)	
4-Wd Articulated Wheel Loaders	6.5	-0.4	14.0	-4.2
Compact Track Loaders	4.4	-0.3	7.5	+0.6
Crawler Mounted Hydraulic Excavators	5.4	-0.4	8.7	+0.6
Crawler Mounted Compact Excavators	7.3	+0.3	10.2	-1.8
Electric Self Propelled Scissor Lifts	7.6	+0.0	9.2	+0.5
I.C. Self-Propelled Telescopic Boom Aerial Lifts	9.0	+0.0	12.4	-0.1
Single Drum Vibratory Compactors	7.2	-0.2	12	-5.5
Skid Steer Loaders	4.9	-0.3	9.3	+0.5
Standard Crawler Dozers	7.5	-0.3	16.7	-3.0
Tractor-Loader-Backhoes	7.2	+0.2	10.8	-0.5

Age Benchmarks, by Manufacturer				
	Average Age, Resale (yrs)		Average Age, Auction (yrs)	
Bobcat	5.4	-0.3	9.2	+0.6
Bomag	7.3	-0.2	15.3	-6.4
Case	6.3	-0.2	12.5	-3.3
Caterpillar	7.4	+0.2	14.1	-2.3
Deere	6.2	+0.2	9.5	-3.8
Ditch Witch	7.4	-0.4	9.0	-0.5
Genie	8.4	+0.0	10.5	+0.7
Terex	7.2	-0.5	12.5	-0.3
Ingersoll Rand	7.3	-2.1	10.0	-2.2
JCB	5.3	+2.5	10.8	+0.6
JLG	8.3	-0.3	10.4	-2.0
Komatsu	7.9	-1.0	10.0	+0.4
New Holland	7.0	+0.4	9.1	-1.9
Skyjack	7.6	-0.4	13.6	-0.3
Volvo	6.9	+0.0	8.4	-1.0

# EquipmentWatch INDEX™

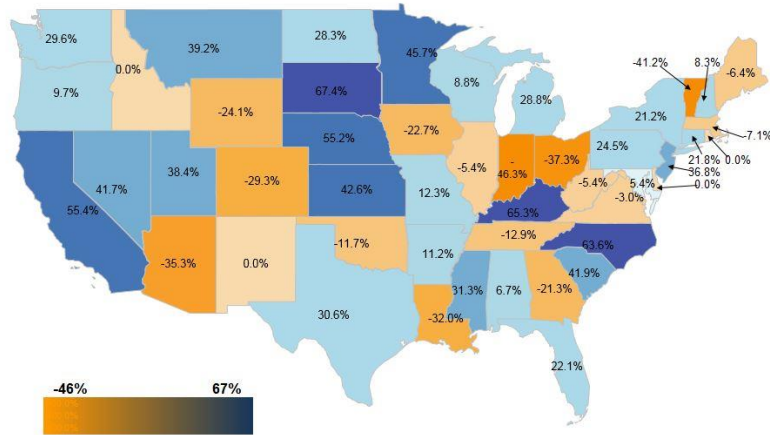
August 2015 in Review | A Monthly Recap of Critical Heavy Equipment Benchmarks



## Lift Trucks

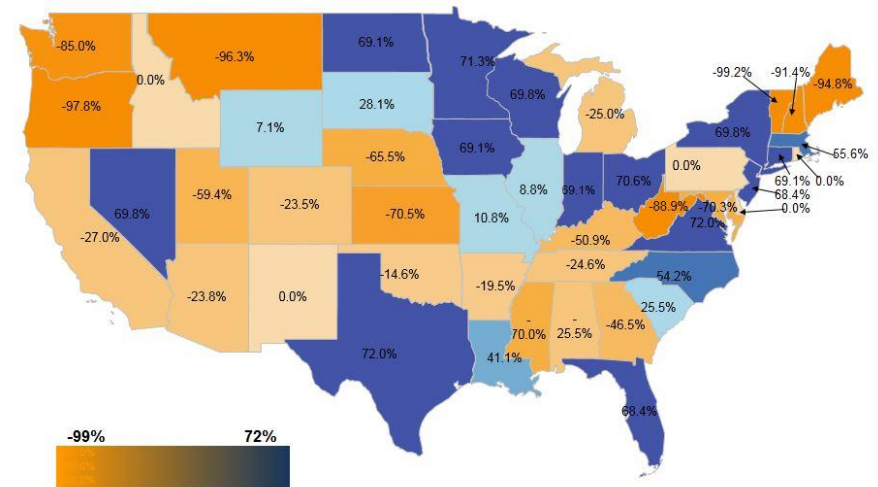
### Price INDEX

A State Specific Measure of Monthly Price Differential (Resale Data)



### Volume INDEX

A State Specific Measure of Monthly Volume Differential (Resale Data)



# EquipmentWatch INDEX™

August 2015 in Review | A Monthly Recap of Critical Heavy Equipment Benchmarks



Age Benchmarks, by Category				
	Average Age, Resale (yrs)		Average Age, Auction (yrs)	
I.C. Cushion Tire Lift Trucks	9.4	-0.4	8.5	-3.1
I.C. Pneumatic Tire Lift Trucks	9.6	+0.8	12.3	-1.3
Cushion Tire Sit-Down Electric Lift Truck	8.7	-1.0	13.2	+0.9
Straight Mast Rough Terrain Lift Trucks	7.1	-0.3	14.8	+1.3
Telescoping Boom Rough Terrain Lift Truck	7.3	-0.2	10.3	+0.4

Age Benchmarks, by Manufacturer				
	Average Age, Resale (yrs)		Average Age, Auction (yrs)	
Caterpillar	7.6	+0.1	12.5	-3.9
Genie	7.5	-0.2	9	-2.0
Gehl	7.3	-0.2	8.5	-1.3
Hyster	10.2	-0.2	10.7	-8.1
JLG	7.2	-0.3	8.7	-1.5
Toyota	8.0	-0.2	12.2	+3.5

# EquipmentWatch INDEX™

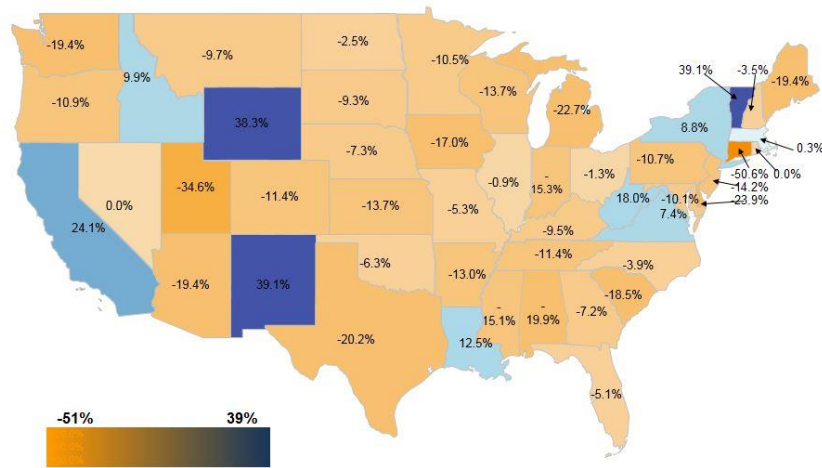
August 2015 in Review | A Monthly Recap of Critical Heavy Equipment Benchmarks



## Agricultural Equipment

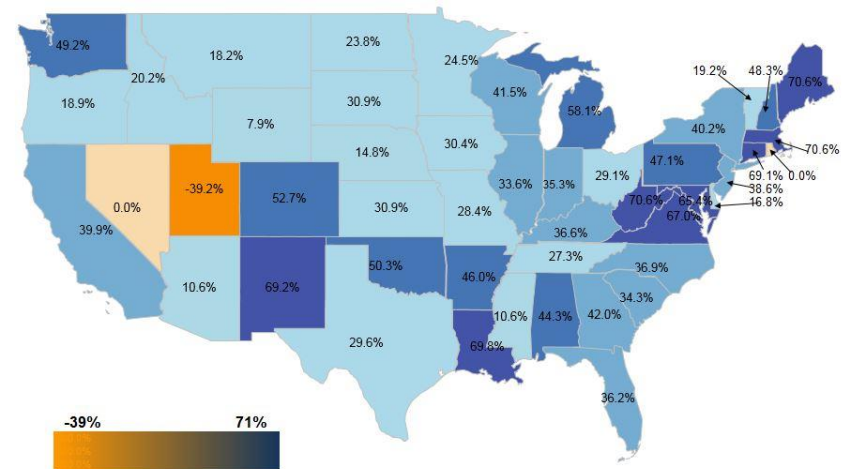
### Price INDEX

A State Specific Measure of Monthly Price Differential (Resale Data)



### Volume INDEX

A State Specific Measure of Monthly Volume Differential (Resale Data)



# EquipmentWatch INDEX™

August 2015 in Review | A Monthly Recap of Critical Heavy Equipment Benchmarks



Age Benchmarks, by Category				
	Average Age, Resale (yrs)		Average Age, Auction (yrs)	
Auger Headers	8.7	+0.0	11.9	+3.0
Balers	8.0	+0.2	9.1	-1.0
Combines	6.4	-0.4	10.7	-2.5
Corn Headers	7.3	+0.0	9.0	-1.3
Draper Headers	4.3	+0.2	5.4	+1.1
Grain Carts/Wagons	5.9	+0.0	7.8	-2.1
Planters	7.5	-0.2	8.3	-0.3
Self-Propelled Windrowers	6.4	+0.0	6.5	-3.8
Track Tractors	5.4	+0.0	7.2	-1.8
Wheel Tractors	6.0	+0.0	11.8	-6.8

Age Benchmarks, by Manufacturer				
	Average Age, Resale (yrs)		Average Age, Auction (yrs)	
Case IH	6.8	-0.5	10.2	-3.4
Challenger	5.4	+0.0	6.8	-1.9
Claas	6.3	-0.2	8.3	+2.5
Deere	6.0	+0.0	9.6	-3.7
Kinze	7.8	-0.2	14.0	+6.0
Kubota	6.2	-0.5	9.1	+2.9
Massey Ferguson	6.7	+0.1	16.6	+2.2
New Holland	8.4	-0.3	11.5	+1.9

# EquipmentWatch INDEX™

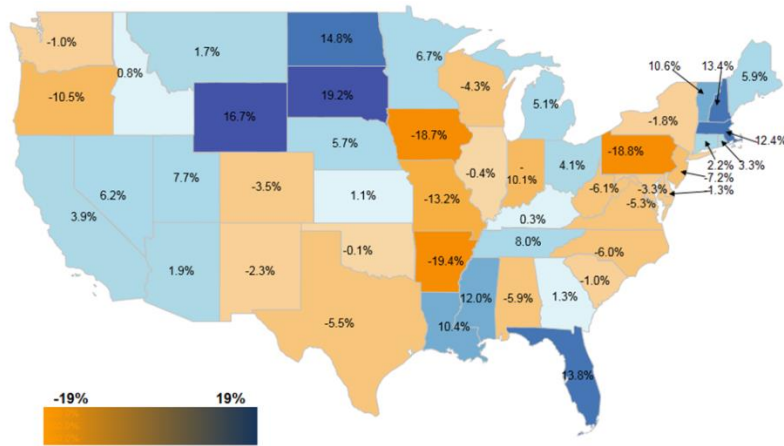
August 2015 in Review | A Monthly Recap of Critical Heavy Equipment Benchmarks



## Commercial Trucks

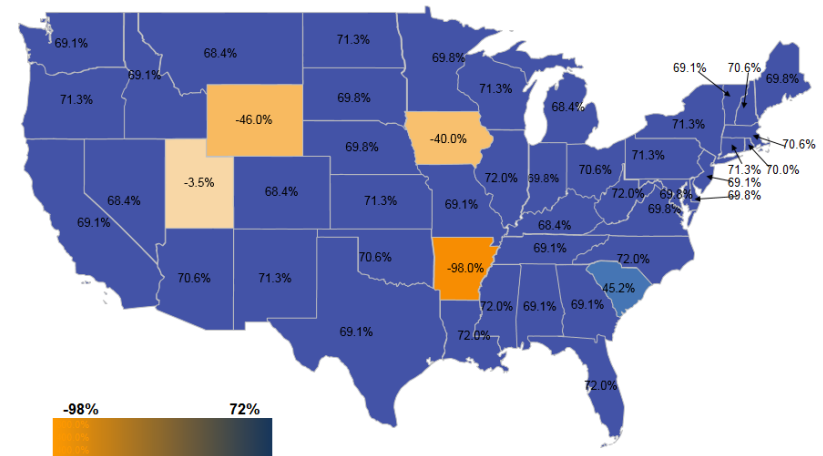
### Price INDEX

A State Specific Measure of Monthly Price Differential (Resale Data)



### Volume INDEX

A State Specific Measure of Monthly Sales Volume Differential (Resale Data)



# EquipmentWatch INDEX™

August 2015 in Review | A Monthly Recap of Critical Heavy Equipment Benchmarks



Age Benchmarks, by Category				
	Average Age, Resale (yrs)		Average Age, Auction (yrs)	
Heavy Duty	6.1	+0.0	9.7	+0.5
Medium Duty	5.3	-0.3	8.6	+0.6
Light Duty	1.8	-0.6	11.2	+0.2

Age Benchmarks, by Manufacturer				
	Average Age, Resale (yrs)		Average Age, Auction (yrs)	
Freightliner	6.5	-0.1	11.4	+0.3
International	5.6	+0.1	9.8	+0.9
Kenworth	5.0	-0.3	12.1	+5.6
Volvo	4.4	+1.3	11.8	+1.9
Peterbilt	6.3	-1.5	6.9	+1.7