

# EquipmentWatch INDEX™

September 2015 in Review | A Monthly Recap of Critical Heavy Equipment Benchmarks

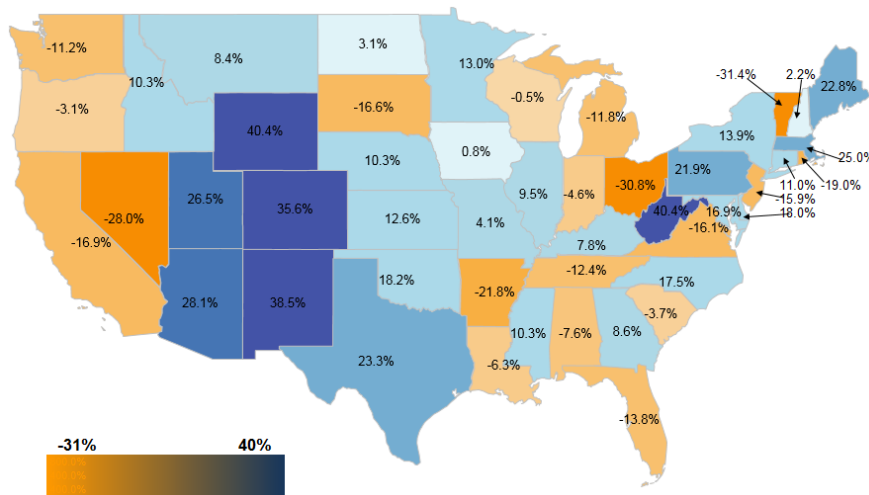


The EquipmentWatch INDEX™ is a free monthly resource for critical thinkers in the construction, lift truck, agriculture, and truck industries to make better-informed heavy equipment decisions around price, market share, and equipment age metrics.

## Construction Equipment

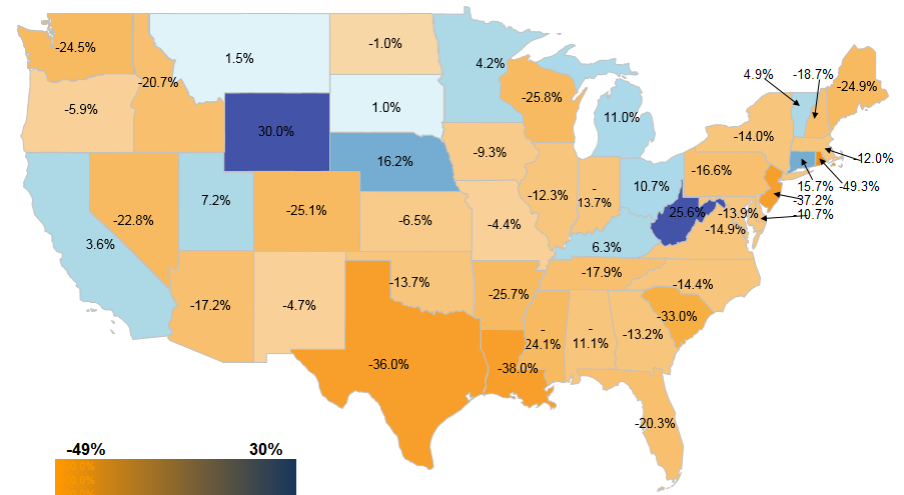
### Price INDEX

A State Specific Measure of Monthly Price Differential (Resale Data)



### Volume INDEX

A State Specific Measure of Monthly Sales Volume Differential (Resale Data)



# EquipmentWatch INDEX™

September 2015 in Review | A Monthly Recap of Critical Heavy Equipment Benchmarks



Age Benchmarks, by Category				
	Average Age, Resale (yrs)		Average Age, Auction (yrs)	
4-Wd Articulated Wheel Loaders	6.4	+0.1	15.7	-1.7
Compact Track Loaders	4.5	-0.1	7.0	+0.5
Crawler Mounted Hydraulic Excavators	4.9	+0.5	9.5	+0.0
Crawler Mounted Compact Excavators	7.0	+0.3	11.4	-1.2
Electric Self Propelled Scissor Lifts	7.6	+0.0	9.8	-0.6
I.C. Self-Propelled Telescopic Boom Aerial Lifts	8.9	+0.0	12.9	-0.5
Single Drum Vibratory Compactors	7.6	-0.4	13.2	-1.2
Skid Steer Loaders	4.8	+0.1	9.8	-0.5
Standard Crawler Dozers	7.6	-0.1	16.5	+0.2
Tractor-Loader-Backhoes	7.2	+0.0	12.3	-1.5

Age Benchmarks, by Manufacturer				
	Average Age, Resale (yrs)		Average Age, Auction (yrs)	
Bobcat	5.2	+0.2	9.7	-1.0
Bomag	7.5	-0.2	15.9	-0.6
Case	6.5	-0.2	13.2	-0.7
Caterpillar	7.2	+0.2	14.8	-0.7
Deere	6.0	+0.2	11.5	-2.0
Ditch Witch	7.9	-0.5	9.8	-0.8
Genie	8.3	+0.1	11.3	-0.8
Terex	7.7	-0.5	13.4	-0.9
Ingersoll Rand	4.8	+2.5	10.9	-0.9
JCB	8.2	-2.9	10.9	-0.1
JLG	8.1	+0.2	12.4	-2.0
Komatsu	6.8	+1.1	11.1	-1.1
New Holland	7.6	-0.6	10.5	-1.4
Skyjack	7.2	+0.4	11.9	+1.7
Volvo	6.2	+0.7	9.9	-1.5



# EquipmentWatch INDEX™

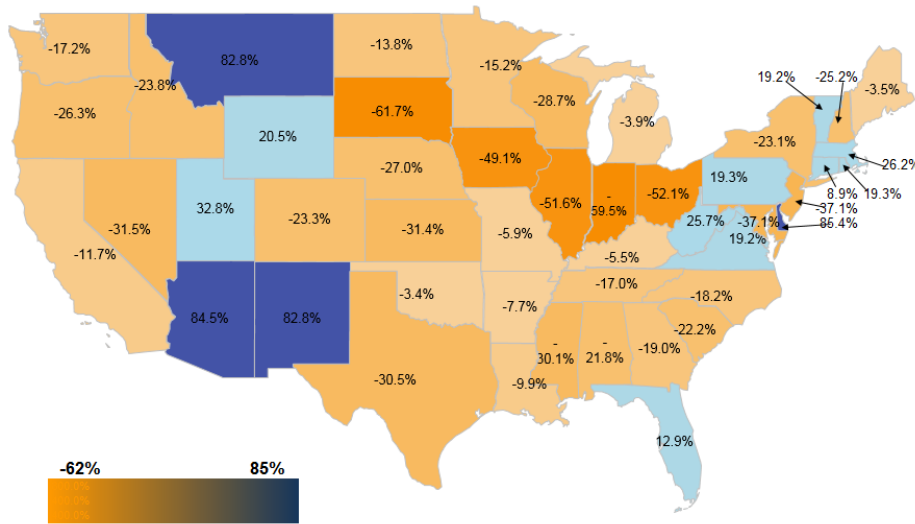
September 2015 in Review | A Monthly Recap of Critical Heavy Equipment Benchmarks



## Lift Trucks

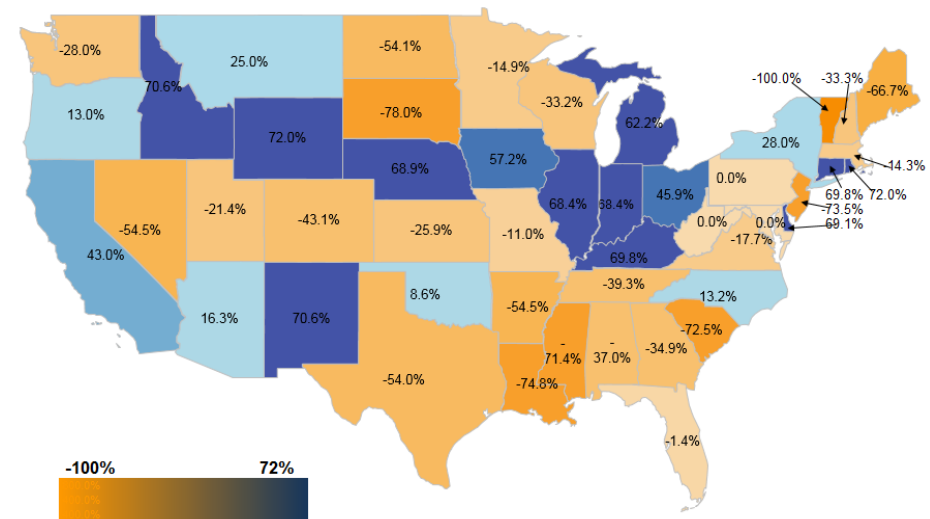
### Price INDEX

A State Specific Measure of Monthly Price Differential (Resale Data)



### Volume INDEX

A State Specific Measure of Monthly Volume Differential (Resale Data)



# EquipmentWatch INDEX™

September 2015 in Review | A Monthly Recap of Critical Heavy Equipment Benchmarks



Age Benchmarks, by Category				
	Average Age, Resale (yrs)		Average Age, Auction (yrs)	
I.C. Cushion Tire Lift Trucks	9.3	+0.1	11.0	-2.5
I.C. Pneumatic Tire Lift Trucks	9.7	+0.0	9.9	+2.4
Cushion Tire Sit-Down Electric Lift Truck	8.9	-0.2	13.7	-0.5
Straight Mast Rough Terrain Lift Trucks	7.3	-0.2	12.4	+2.4
Telescoping Boom Rough Terrain Lift Truck	7.3	+0.0	10.4	-0.1

Age Benchmarks, by Manufacturer				
	Average Age, Resale (yrs)		Average Age, Auction (yrs)	
Caterpillar	7.6	+0.0	13.1	-0.6
Genie	7.3	+0.2	11.7	-2.7
Gehl	7.4	-0.1	8.4	+0.1
Hyster	10.1	+0.1	13.5	-2.8
JLG	7.3	-0.1	8.1	+0.6
Toyota	8.0	+0.0	11.2	+1.0



# EquipmentWatch INDEX™

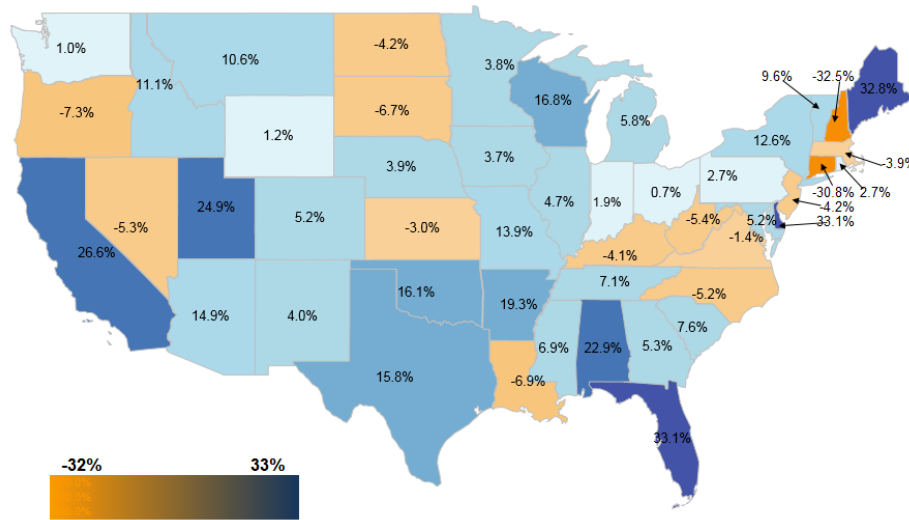
September 2015 in Review | A Monthly Recap of Critical Heavy Equipment Benchmarks



## Agricultural Equipment

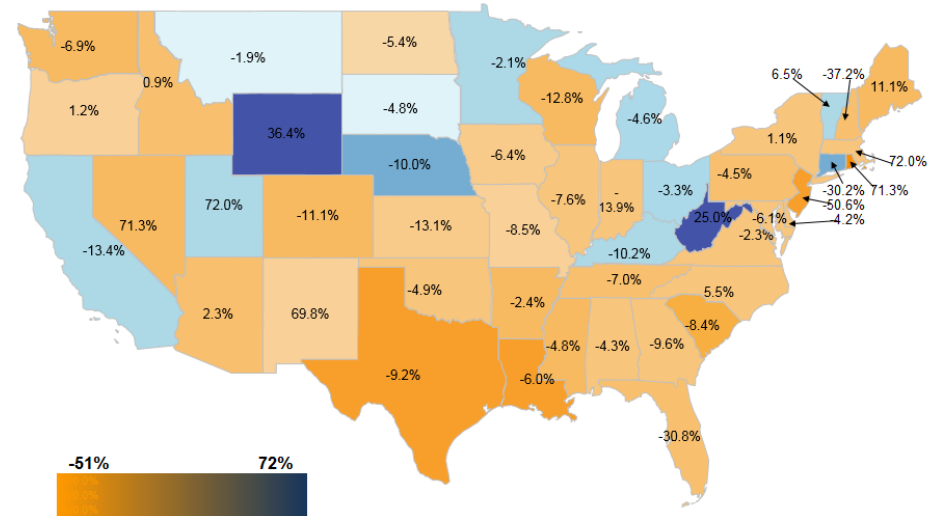
### Price INDEX

A State Specific Measure of Monthly Price Differential (Resale Data)



### Volume INDEX

A State Specific Measure of Monthly Volume Differential (Resale Data)



# EquipmentWatch INDEX™

September 2015 in Review | A Monthly Recap of Critical Heavy Equipment Benchmarks



Age Benchmarks, by Category				
	Average Age, Resale (yrs)		Average Age, Auction (yrs)	
Auger Headers	8.8	-0.1	10.5	+1.4
Balers	8.0	+0.0	9.9	-0.8
Combines	6.2	+0.2	11.7	-1.0
Corn Headers	7.4	-0.1	8.4	+0.6
Draper Headers	4.0	+0.3	3.8	+1.6
Grain Carts/Wagons	5.9	+0.0	8.1	-0.3
Planters	7.6	-0.1	10.2	-1.9
Self-Propelled Windrowers	6.5	-0.1	18.0	-11.5
Track Tractors	5.2	+0.2	7.7	-0.5
Wheel Tractors	6.0	+0.0	14.0	-2.2

Age Benchmarks, by Manufacturer				
	Average Age, Resale (yrs)		Average Age, Auction (yrs)	
Case IH	6.8	+0.0	11.7	-1.5
Challenger	5.4	+0.0	8.2	-1.4
Claas	6.2	+0.1	7.1	+1.2
Deere	5.9	+0.1	11.8	-2.2
Kinze	7.9	-0.1	11.5	+2.5
Kubota	6.9	-0.7	12.4	-3.3
Massey Ferguson	6.5	+0.2	17.5	-0.9
New Holland	8.3	+0.1	11.7	-0.2



# EquipmentWatch INDEX™

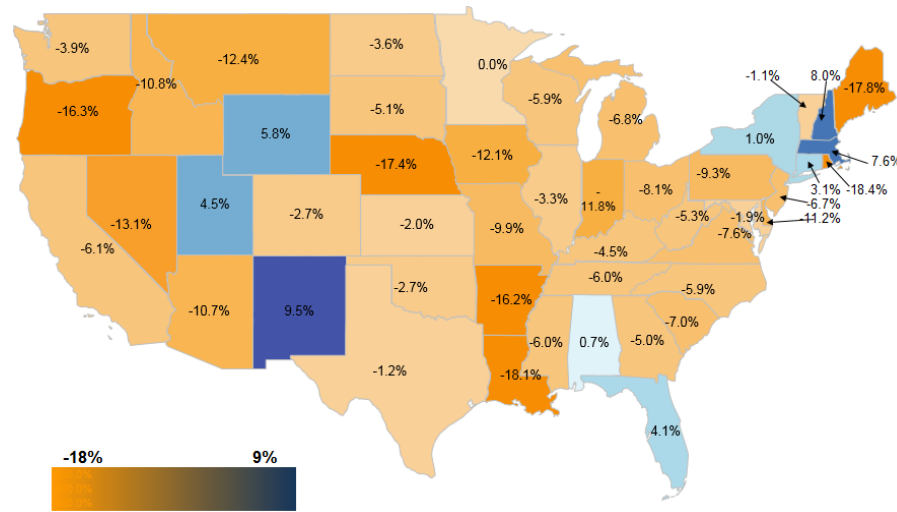
September 2015 in Review | A Monthly Recap of Critical Heavy Equipment Benchmarks



## Commercial Trucks

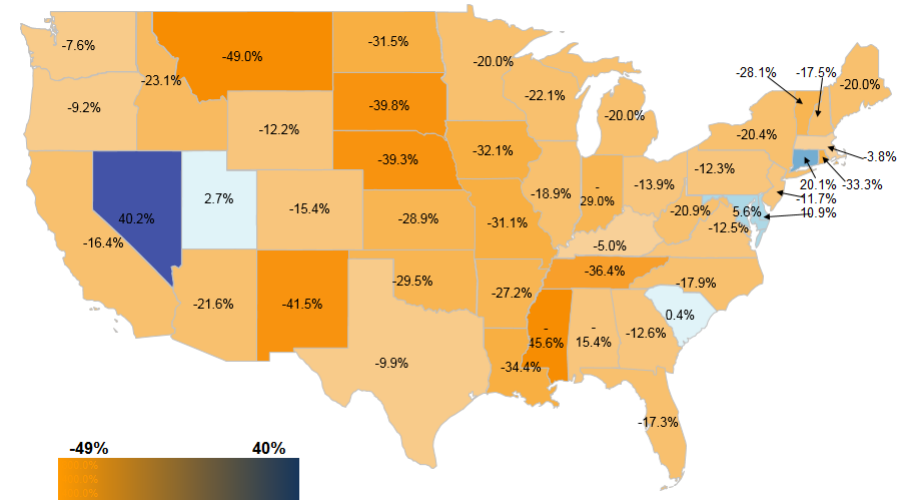
### Price INDEX

A State Specific Measure of Monthly Price Differential (Resale Data)



### Volume INDEX

A State Specific Measure of Monthly Sales Volume Differential (Resale Data)



# EquipmentWatch INDEX™

September 2015 in Review | A Monthly Recap of Critical Heavy Equipment Benchmarks



Age Benchmarks, by Category				
	Average Age, Resale (yrs)		Average Age, Auction (yrs)	
Heavy Duty	5.9	+0.2	9.2	+0.5
Medium Duty	5.5	-0.2	8.2	+0.4
Light Duty	1.8	+0.0	10.1	+1.1

Age Benchmarks, by Manufacturer				
	Average Age, Resale (yrs)		Average Age, Auction (yrs)	
Freightliner	6.1	+0.4	10.3	+1.1
International	5.5	+0.1	9.2	+0.6
Kenworth	4.8	+0.2	9.2	+2.9
Volvo	4.3	+0.1	11.6	+0.2
Peterbilt	6.7	-0.4	6.7	+0.2