

EquipmentWatch INDEX™

December 2015 in Review | A Monthly Recap of Critical Heavy Equipment Benchmarks

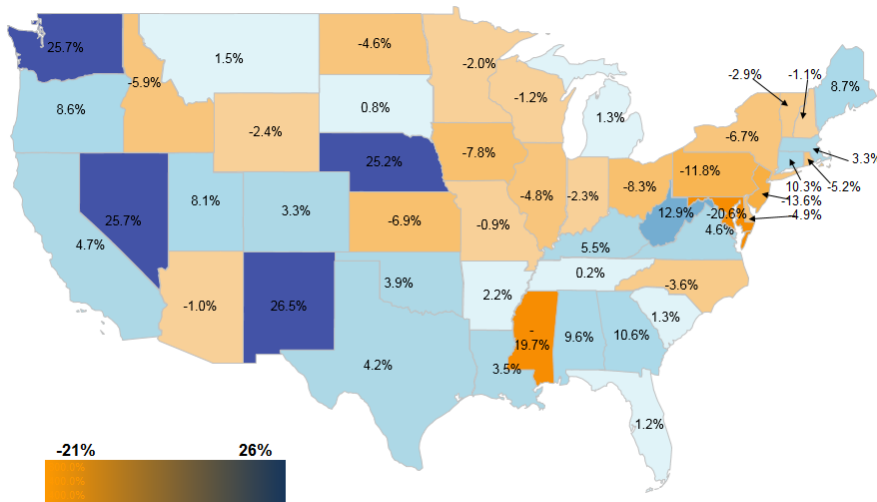


The EquipmentWatch INDEX™ is a free monthly resource for critical thinkers in the **construction, lift truck, agriculture, and truck** industries to make better-informed heavy equipment decisions around price, market share, and equipment age metrics.

Construction Equipment

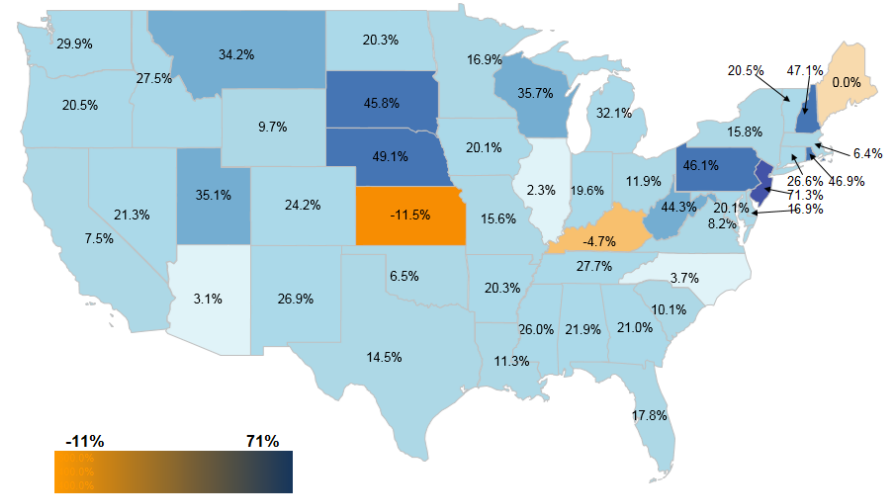
Price INDEX

A State Specific Measure of Monthly Price Differential (Resale Data)



Volume INDEX

A State Specific Measure of Monthly Sales Volume Differential (Resale Data)



EquipmentWatch INDEX™

December 2015 in Review | A Monthly Recap of Critical Heavy Equipment Benchmarks



Age Benchmarks, by Category				
	Average Age, Resale (yrs)		Average Age, Auction (yrs)	
4-Wd Articulated Wheel Loaders	6.5	+0.7	12.4	-1.8
Compact Track Loaders	4.1	+0.0	6.6	-0.1
Crawler Mounted Hydraulic Excavators	6.7	+1.7	9.9	+1.7
Crawler Mounted Compact Excavators	4.9	-1.8	8.5	-2.6
Electric Self Propelled Scissor Lifts	7.4	-0.2	10.1	+0.3
I.C. Self-Propelled Telescopic Boom Aerial Lifts	8.7	-0.1	12.3	+0.6
Single Drum Vibratory Compactors	7.1	-0.3	11.6	-2.5
Skid Steer Loaders	4.8	+0.2	8.6	-0.7
Standard Crawler Dozers	7.6	+0.6	13.8	-5.3
Tractor-Loader-Backhoes	6.6	-0.2	11.6	-0.3

Age Benchmarks, by Manufacturer				
	Average Age, Resale (yrs)		Average Age, Auction (yrs)	
Bobcat	5.3	+0.2	8.7	-0.7
Bomag	6.6	-0.9	13.3	-3.8
Case	6.0	+0.0	11.8	-0.4
Caterpillar	7.0	+0.2	12.2	-2.7
Deere	5.4	-0.1	9.6	-1.8
Ditch Witch	8.3	+0.5	9.6	-1.2
Genie	8.0	-0.3	11.3	+1.0
Terex	6.5	-0.9	9.6	-6.1
Ingersoll Rand	8.0	-0.4	13.1	+1.9
JCB	4.6	-0.1	9.0	-1.4
JLG	8.2	+0.1	10.4	-1.2
Komatsu	7.5	+0.0	9.8	-1.8
New Holland	6.6	-0.3	10.1	-0.1
Skyjack	7.5	-0.1	10.1	+0.8
Volvo	6.5	+0.5	8.5	+1.1



EquipmentWatch INDEX™

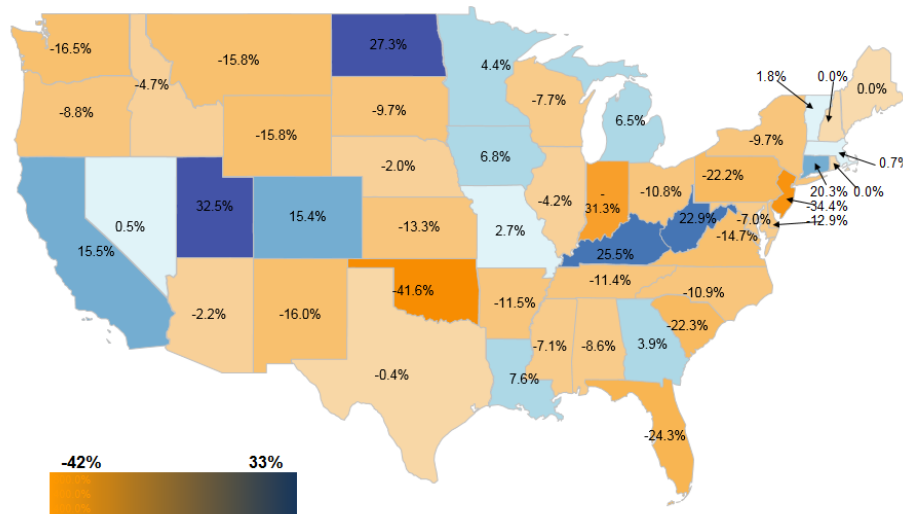
December 2015 in Review | A Monthly Recap of Critical Heavy Equipment Benchmarks



Lift Trucks

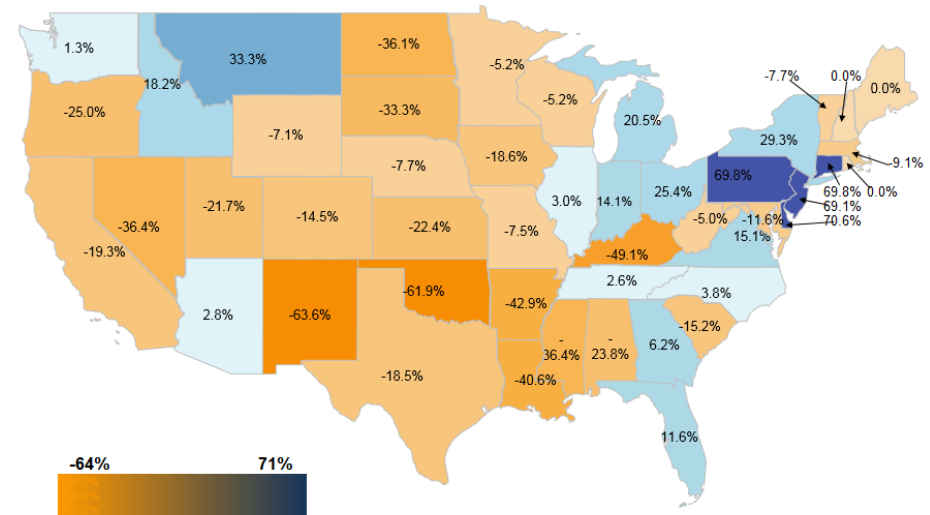
Price INDEX

A State Specific Measure of Monthly Price Differential (Resale Data)



Volume INDEX

A State Specific Measure of Monthly Volume Differential (Resale Data)



EquipmentWatch INDEX™

December 2015 in Review | A Monthly Recap of Critical Heavy Equipment Benchmarks



Age Benchmarks, by Category				
	Average Age, Resale (yrs)		Average Age, Auction (yrs)	
I.C. Cushion Tire Lift Trucks	9.5	+0.5	9.7	-1.8
I.C. Pneumatic Tire Lift Trucks	8.6	+0.2	11.6	-1.8
Cushion Tire Sit-Down Electric Lift Truck	9.4	+0.6	8.4	+0.4
Straight Mast Rough Terrain Lift Trucks	6.7	-0.2	12.8	-4.8
Telescoping Boom Rough Terrain Lift Truck	7.0	+0.2	10.2	-0.5

Age Benchmarks, by Manufacturer				
	Average Age, Resale (yrs)		Average Age, Auction (yrs)	
Caterpillar	6.7	+0.4	10.8	-3.5
Genie	7.2	+0.0	8.1	-0.4
Gehl	6.8	+0.2	10.8	+2.2
Hyster	10.1	+0.3	13.6	-6.5
JLG	6.9	+0.0	8.2	-0.7
Toyota	8.0	+0.3	8.8	-2.3



EquipmentWatch INDEX™

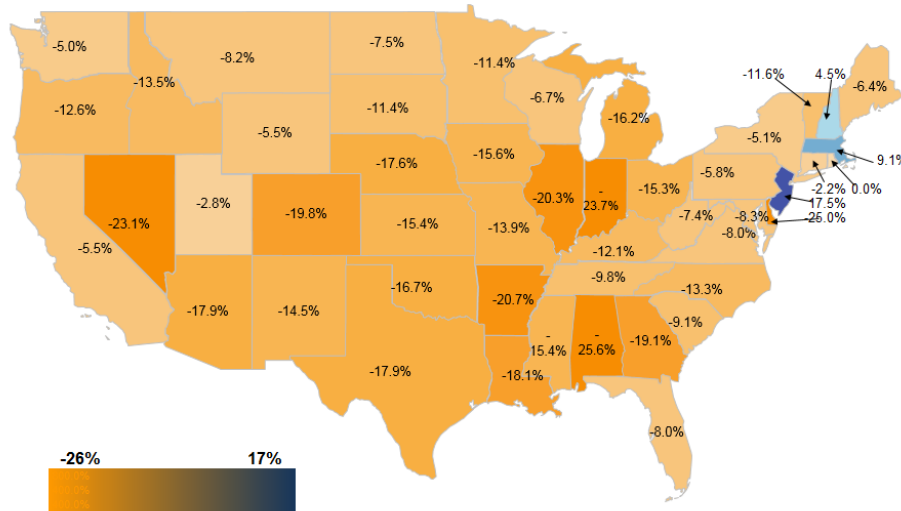
December 2015 in Review | A Monthly Recap of Critical Heavy Equipment Benchmarks



Agricultural Equipment

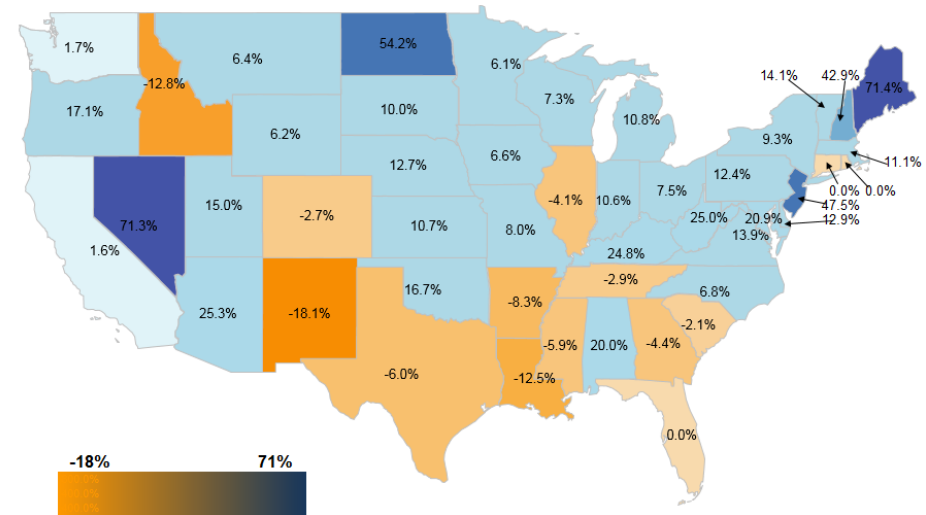
Price INDEX

A State Specific Measure of Monthly Price Differential (Resale Data)



Volume INDEX

A State Specific Measure of Monthly Volume Differential (Resale Data)



EquipmentWatch INDEX™

December 2015 in Review | A Monthly Recap of Critical Heavy Equipment Benchmarks



Age Benchmarks, by Category		
	Average Age, Resale (yrs)	Average Age, Auction (yrs)
Auger Headers	7.8 -0.8	9.0 -1.2
Balers	7.6 +0.0	8.5 -2.6
Combines	6.6 +0.6	8.7 -4.8
Corn Headers	6.9 -0.6	8.4 -1.6
Draper Headers	3.3 -0.8	5.4 -2.4
Grain Carts/Wagons	5.7 -0.5	8.5 -2.5
Planters	7.8 +0.4	8.8 -8.5
Self-Propelled Windrowers	6.2 -0.1	6.8 -5.6
Track Tractors	5.5 +0.1	7.7 -1.8
Wheel Tractors	5.8 +0.1	9.4 -5.7

Age Benchmarks, by Manufacturer		
	Average Age, Resale (yrs)	Average Age, Auction (yrs)
Case IH	7.0 +0.3	8.6 -2.7
Challenger	5.4 +0.0	7.5 +0.3
Claas	6.5 +0.0	9.1 +1.2
Deere	5.7 -0.1	8.3 -6.8
Kinze	8.0 +0.4	9.7 -6.1
Kubota	5.9 -0.3	8.1 -0.5
Massey Ferguson	6.1 -0.2	12.5 -7.7
New Holland	8.1 -0.1	8.9 -1.3



EquipmentWatch INDEX™

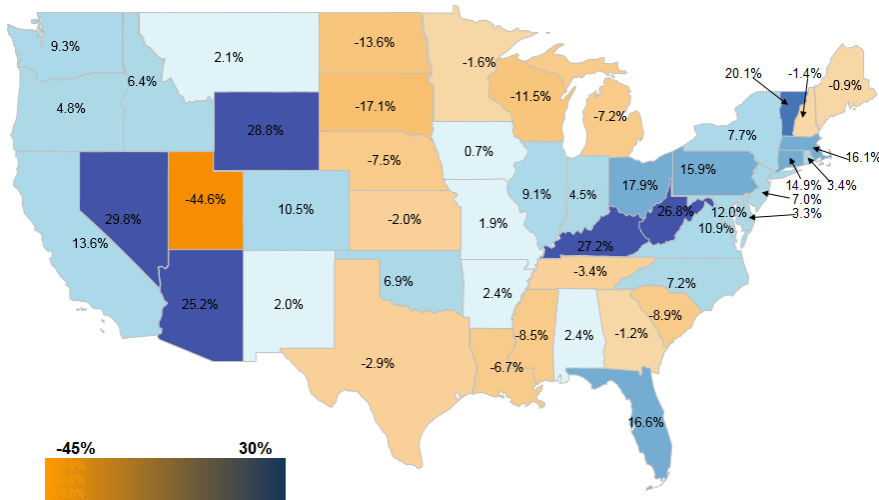
December 2015 in Review | A Monthly Recap of Critical Heavy Equipment Benchmarks



Commercial Trucks

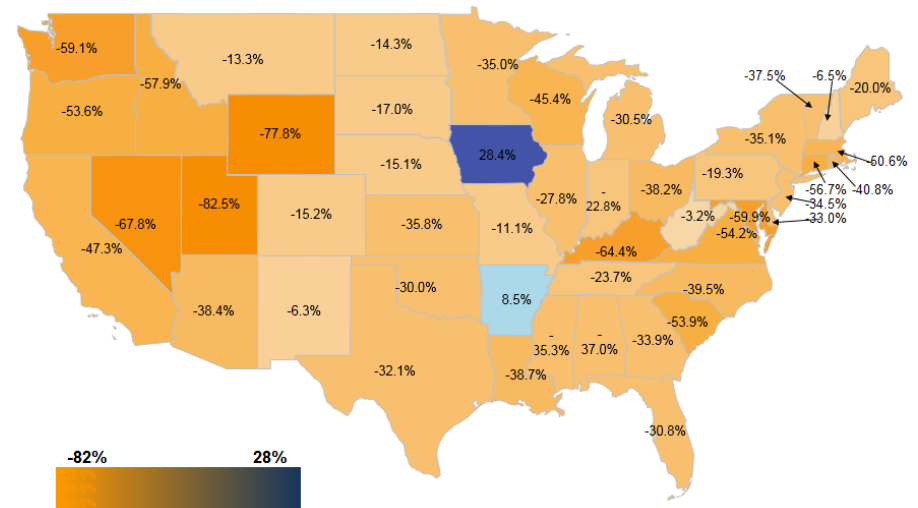
Price INDEX

A State Specific Measure of Monthly Price Differential (Resale Data)



Volume INDEX

A State Specific Measure of Monthly Sales Volume Differential (Resale Data)



EquipmentWatch INDEX™

December 2015 in Review | A Monthly Recap of Critical Heavy Equipment Benchmarks



Age Benchmarks, by Category				
	Average Age, Resale (yrs)		Average Age, Auction (yrs)	
Heavy Duty	5.4	+0.4	8.5	-2.3
Medium Duty	3.9	-0.3	9.4	-0.9
Light Duty	4.6	+2.4	8.2	-2.3

Age Benchmarks, by Manufacturer				
	Average Age, Resale (yrs)		Average Age, Auction (yrs)	
Freightliner	4.9	+0.5	7.8	-5.1
International	5.2	+0.0	7.6	-1.9
Kenworth	4.1	+0.4	10.1	-2.4
Volvo	4.2	+0.3	6.4	-5.2
Peterbilt	5.0	-0.1	8.4	-1.0