

EquipmentWatch INDEX™

February 2016 in Review | A Monthly Recap of Critical Heavy Equipment Benchmarks

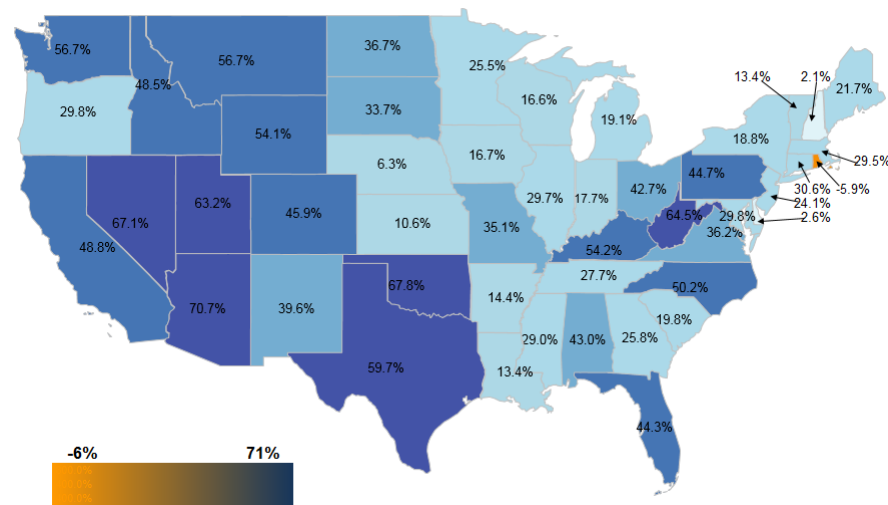


The EquipmentWatch INDEX™ is a free monthly resource for critical thinkers in the **construction, lift truck, agriculture, and truck** industries to make better-informed heavy equipment decisions around price, market share, and equipment age metrics.

Construction Equipment

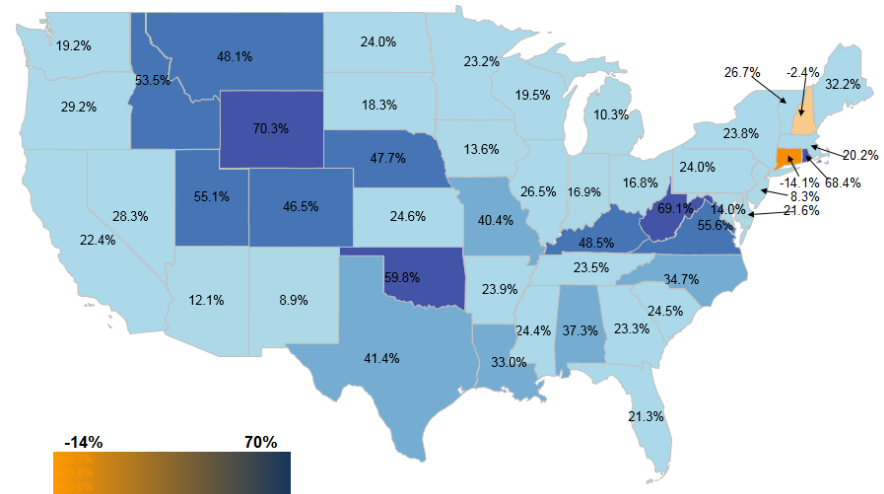
Price INDEX

A State Specific Measure of Monthly Price Differential (Resale Data)



Volume INDEX

A State Specific Measure of Monthly Sales Volume Differential (Resale Data)



EquipmentWatch INDEX™

February 2016 in Review | A Monthly Recap of Critical Heavy Equipment Benchmarks



Age Benchmarks, by Category				
	Average Age, Resale (yrs)		Average Age, Auction (yrs)	
4-Wd Articulated Wheel Loaders	6.2	-0.5	11.8	+0.9
Compact Track Loaders	4.0	-0.2	6.2	+0.0
Crawler Mounted Compact Excavators	4.6	-0.3	7.4	-0.8
Crawler Mounted Hydraulic Excavators	6.3	-0.6	8.2	+0.6
Electric Self Propelled Scissor Lifts	7.3	-0.2	8.6	+0.0
I.C. Self-Propelled Telescopic Boom Aerial Lifts	9.0	+0.1	10.2	-0.6
Single Drum Vibratory Compactors	7.0	-0.3	9.9	-1.7
Skid Steer Loaders	4.8	-0.1	8.1	+0.4
Standard Crawler Dozers	7.3	-1.4	13.2	+4.3
Tractor-Loader-Backhoes	6.1	-0.7	9.7	+0.1

Age Benchmarks, by Manufacturer				
	Average Age, Resale (yrs)		Average Age, Auction (yrs)	
Bobcat	5.0	-0.1	8.9	-0.9
Bomag	7.2	-0.5	11.5	-3.5
Case	5.8	-0.1	10.9	+2.2
Caterpillar	6.6	-0.5	10.9	+1.4
Deere	5.0	-1.4	9.1	+1.8
Ditch Witch	8.0	-0.8	9.7	+2.7
Genie	8.0	-0.1	9.4	+1.1
Terex	6.4	-0.3	9.2	-1.5
Ingersoll Rand	7.7	-0.6	11.9	+3.8
JCB	4.4	-0.4	8.2	+2.2
JLG	8.2	+0.0	9.2	-0.1
Komatsu	7.4	-0.3	9.1	+1.2
New Holland	6.6	+0.0	8.5	+1.2
Skyjack	7.5	-0.1	9.0	-0.1
Volvo	6.2	-0.3	6.4	-0.6

EquipmentWatch INDEX™

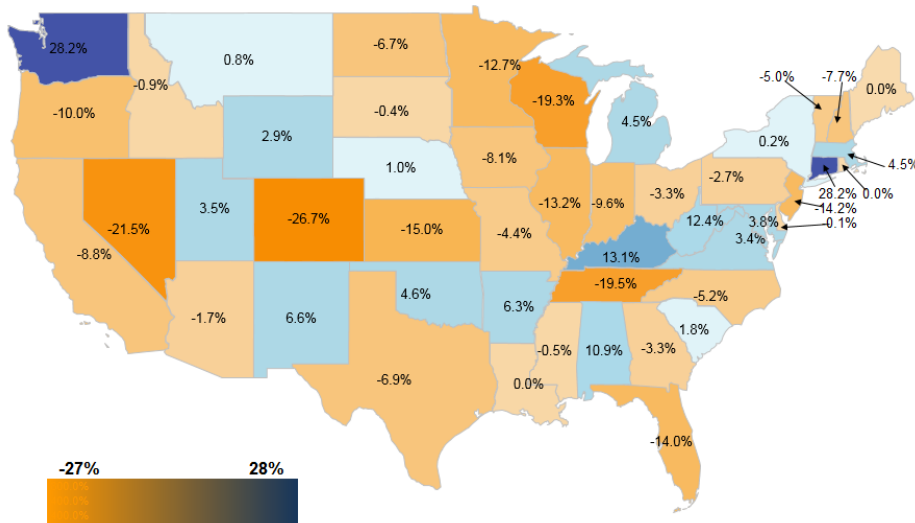
February 2016 in Review | A Monthly Recap of Critical Heavy Equipment Benchmarks



Lift Trucks

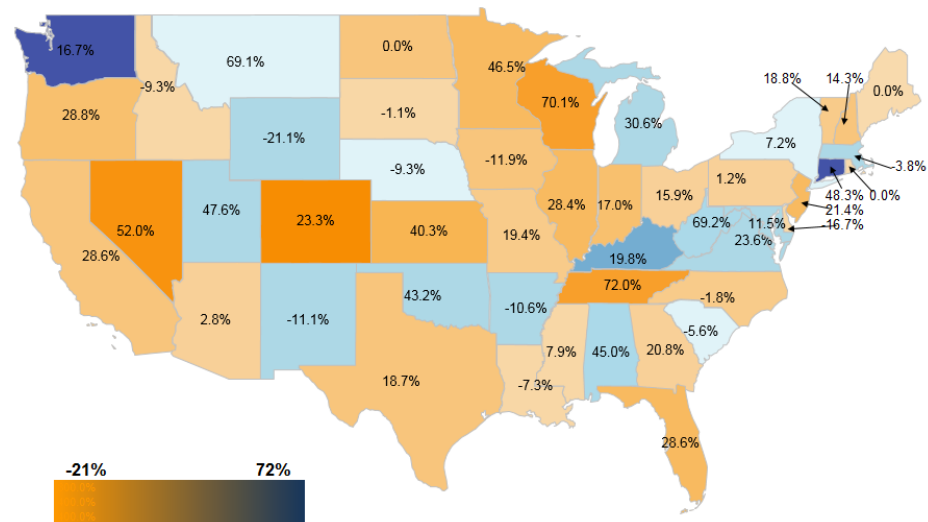
Price INDEX

A State Specific Measure of Monthly Price Differential (Resale Data)



Volume INDEX

A State Specific Measure of Monthly Volume Differential (Resale Data)



EquipmentWatch INDEX™

February 2016 in Review | A Monthly Recap of Critical Heavy Equipment Benchmarks



Age Benchmarks, by Category				
	Average Age, Resale (yrs)		Average Age, Auction (yrs)	
I.C. Cushion Tire Lift Trucks	9.1	-0.2	9.7	-1.5
I.C. Pneumatic Tire Lift Trucks	8.9	-0.1	10.7	+2.3
Cushion Tire Sit-Down Electric Lift Truck	9.1	+0.0	8.5	+0.1
Straight Mast Rough Terrain Lift Trucks	7.0	-0.2	12.0	+0.7
Telescoping Boom Rough Terrain Lift Truck	7.1	-0.2	9.3	+0.4

Age Benchmarks, by Manufacturer				
	Average Age, Resale (yrs)		Average Age, Auction (yrs)	
Caterpillar	7.0	+0.0	11.1	-1.4
Genie	7.0	-0.1	8.1	-0.3
Gehl	7.0	+0.0	9.3	-0.7
Hyster	9.5	-0.1	12.4	+0.9
JLG	6.7	-0.1	8.6	+0.5
Toyota	8.0	-0.2	6.9	-1.6

EquipmentWatch INDEX™

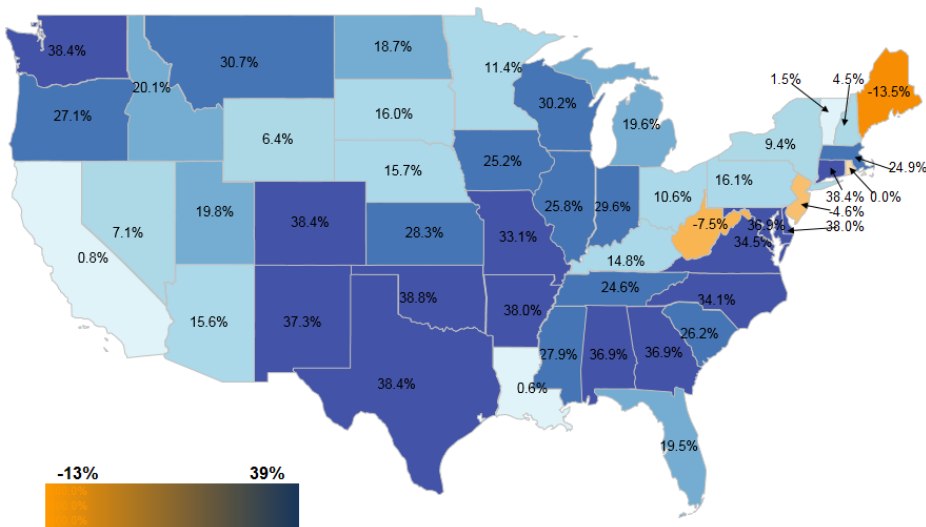
February 2016 in Review | A Monthly Recap of Critical Heavy Equipment Benchmarks



Agricultural Equipment

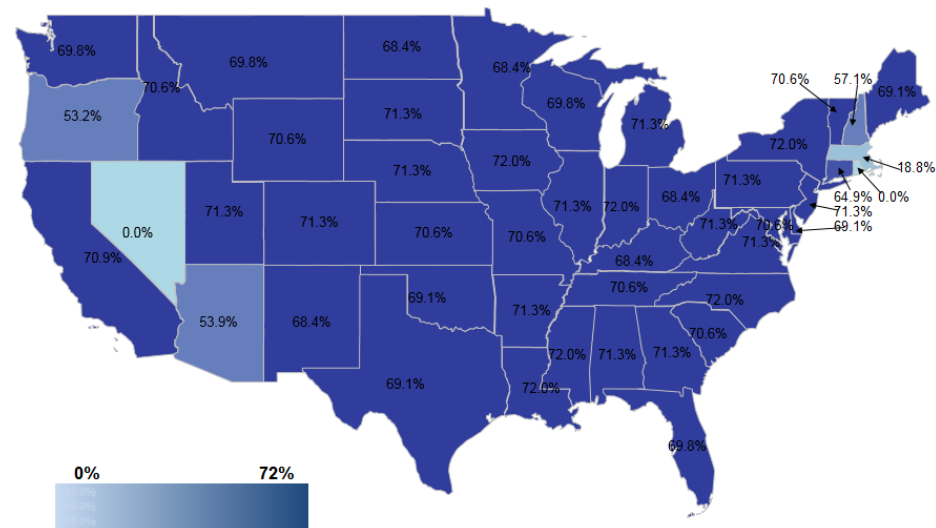
Price INDEX

A State Specific Measure of Monthly Price Differential (Resale Data)



Volume INDEX

A State Specific Measure of Monthly Volume Differential (Resale Data)



EquipmentWatch INDEX™

February 2016 in Review | A Monthly Recap of Critical Heavy Equipment Benchmarks



Age Benchmarks, by Category				
	Average Age, Resale (yrs)		Average Age, Auction (yrs)	
Auger Headers	8.1	-2.2	8.9	-1.7
Balers	7.2	-0.3	8.9	-2.1
Combines	5.8	-1.6	13.6	+4.1
Corn Headers	6.9	+0.4	11.1	+4.0
Draper Headers	3.6	-1.0	5.8	+0.7
Grain Carts/Wagons	5.4	+0.0	10.3	-6.7
Planters	7.3	-0.3	9.6	+3.2
Self-Propelled Windrowers	5.6	-0.3	10.3	-9.7
Track Tractors	5.4	-1.0	8.1	+0.1
Wheel Tractors	5.4	-0.9	13.4	-2.3

Age Benchmarks, by Manufacturer				
	Average Age, Resale (yrs)		Average Age, Auction (yrs)	
Case IH	6.6	-0.4	11.4	+2.1
Challenger	5.4	-0.1	8.1	-1.9
Claas	6.0	-0.2	3.0	+0.0
Deere	5.4	-0.8	12.3	-0.8
Kinze	8.0	+0.5	9.4	+7.4
Kubota	6.2	+0.0	7.3	-4.1
Massey Ferguson	5.5	-0.1	19.6	-1.5
New Holland	8.0	-0.2	9.1	-1.2

EquipmentWatch INDEX™

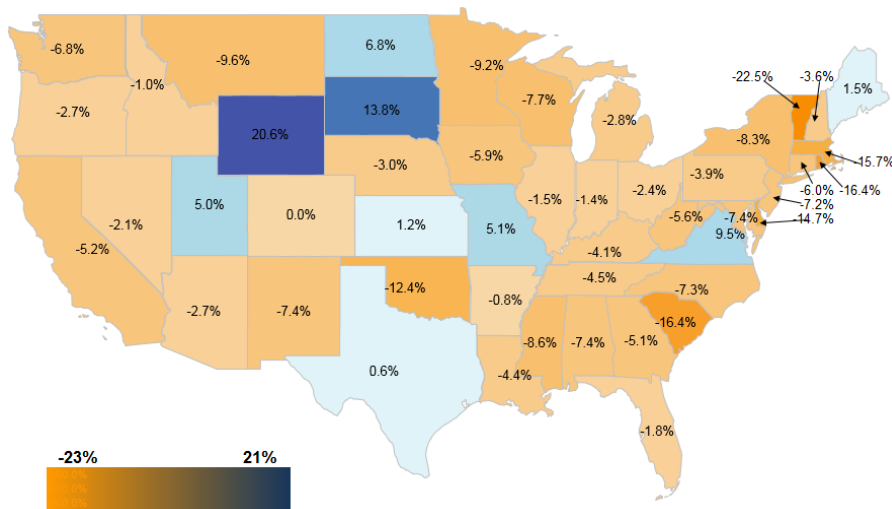
February 2016 in Review | A Monthly Recap of Critical Heavy Equipment Benchmarks



Commercial Trucks

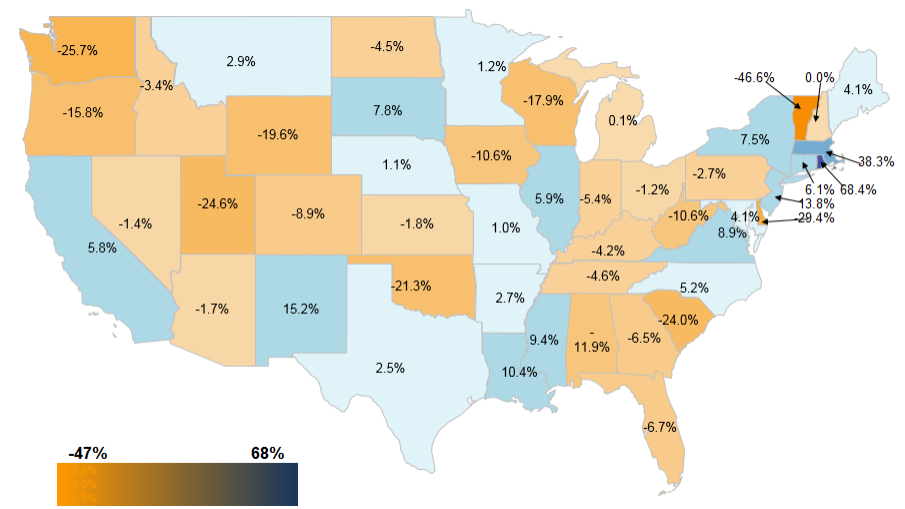
Price INDEX

A State Specific Measure of Monthly Price Differential (Resale Data)



Volume INDEX

A State Specific Measure of Monthly Sales Volume Differential (Resale Data)



EquipmentWatch INDEX™

February 2016 in Review | A Monthly Recap of Critical Heavy Equipment Benchmarks



Age Benchmarks, by Category				
	Average Age, Resale (yrs)		Average Age, Auction (yrs)	
Heavy Duty	4.6	-0.4	8.8	-2.1
Medium Duty	5.4	+0.4	7.7	-1.6
Light Duty	1.4	+0.5	8.2	-2.8

Age Benchmarks, by Manufacturer				
	Average Age, Resale (yrs)		Average Age, Auction (yrs)	
Freightliner	5.0	-0.4	8.0	-6.4
International	4.9	-0.3	7.3	-2.6
Kenworth	2.5	-1.0	10.0	-2.3
Volvo	3.9	-0.2	10.2	-0.8
Peterbilt	4.2	-0.4	7.7	-1.9