

# EquipmentWatch INDEX™

October 2015 in Review | A Monthly Recap of Critical Heavy Equipment Benchmarks

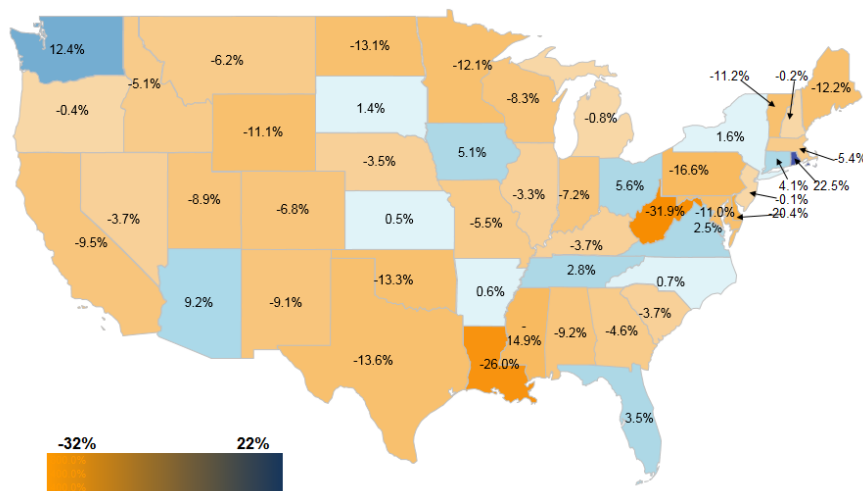
EQUIPMENT  
WATCH

The EquipmentWatch INDEX™ is a free monthly resource for critical thinkers in the **construction, lift truck, agriculture, and truck** industries to make better-informed heavy equipment decisions around price, market share, and equipment age metrics.

## Construction Equipment

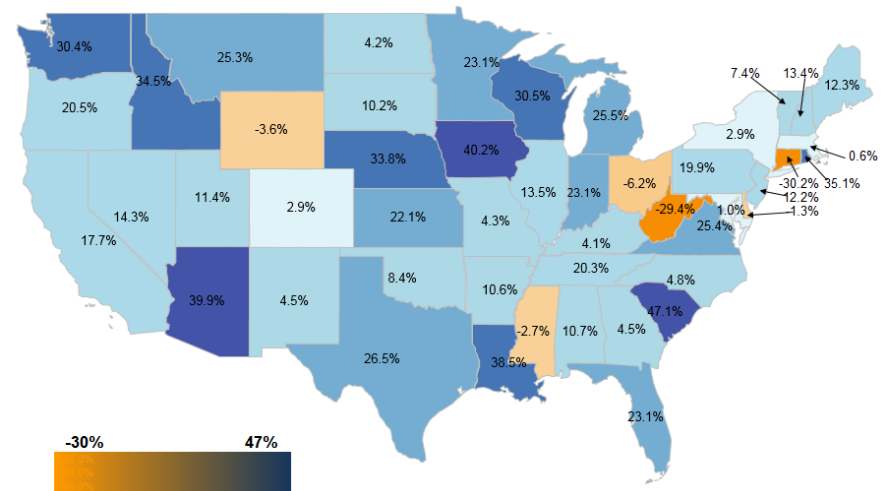
### Price INDEX

A State Specific Measure of Monthly Price Differential (Resale Data)



### Volume INDEX

A State Specific Measure of Monthly Sales Volume Differential (Resale Data)



EQUIPMENT  
WATCH

EquipmentWatch INDEX™ | October 2015 in Review | Monthly Heavy Equipment Intelligence

[www.EquipmentWatch.com](http://www.EquipmentWatch.com)

# EquipmentWatch INDEX™

October 2015 in Review | A Monthly Recap of Critical Heavy Equipment Benchmarks



## Age Benchmarks, by Category

	Average Age, Resale (yrs)		Average Age, Auction (yrs)	
4-Wd Articulated Wheel Loaders	6.8	+0.4	16.0	+0.3
Compact Track Loaders	4.5	+0.0	7.3	+0.3
Crawler Mounted Hydraulic Excavators	5.2	+0.3	9.1	-0.4
Crawler Mounted Compact Excavators	6.9	-0.1	11.4	+0.0
Electric Self Propelled Scissor Lifts	7.5	-0.1	9.9	+0.1
I.C. Self-Propelled Telescopic Boom Aerial Lifts	8.8	-0.1	12.1	-0.8
Single Drum Vibratory Compactors	7.2	-0.4	13.7	+0.5
Skid Steer Loaders	5.0	+0.2	9.3	-0.5
Standard Crawler Dozers	7.3	-0.3	20.1	+3.6
Tractor-Loader-Backhoes	7.1	-0.1	12.3	+0.0

## Age Benchmarks, by Manufacturer

	Average Age, Resale (yrs)		Average Age, Auction (yrs)	
Bobcat	5.7	+0.5	9.9	+0.2
Bomag	7.2	-0.3	15.5	-0.4
Case	6.3	-0.2	13.8	+0.6
Caterpillar	6.7	-0.5	15.1	+0.3
Deere	5.9	-0.1	10.9	-0.6
Ditch Witch	8.2	+0.3	10.6	+0.8
Genie	8.4	+0.1	11.1	-0.2
Terex	7.6	-0.1	14.7	+1.3
Ingersoll Rand	4.9	+0.1	8.1	-2.8
JCB	8.2	+0.0	10.6	-0.3
JLG	7.8	-0.3	11.6	-0.8
Komatsu	6.6	-0.2	10.8	-0.3
New Holland	7.6	+0.0	10.4	-0.1
Skyjack	6.4	-0.8	10.4	-1.5
Volvo	6.6	+0.4	9.7	-0.2



# EquipmentWatch INDEX™

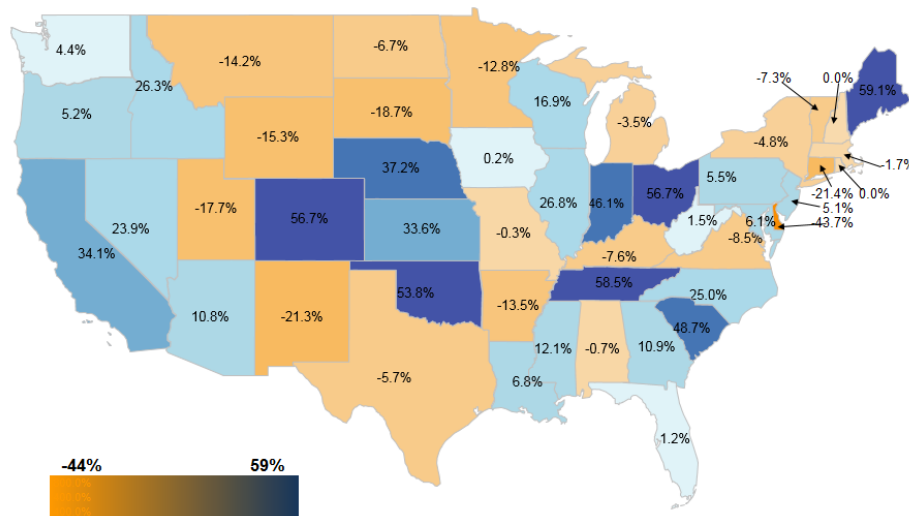
October 2015 in Review | A Monthly Recap of Critical Heavy Equipment Benchmarks

EQUIPMENT  
WATCH

## Lift Trucks

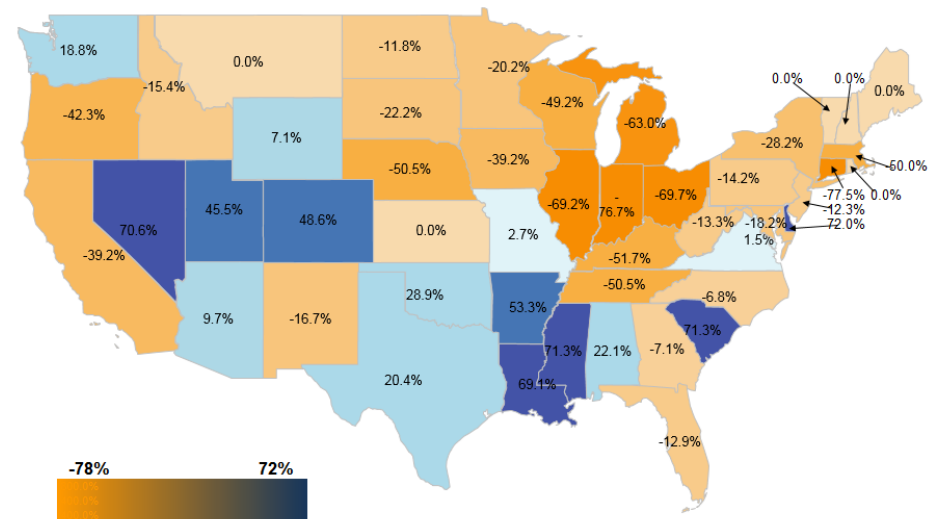
### Price INDEX

A State Specific Measure of Monthly Price Differential (Resale Data)



### Volume INDEX

A State Specific Measure of Monthly Volume Differential (Resale Data)



EQUIPMENT  
WATCH

EquipmentWatch INDEX™ | October 2015 in Review | Monthly Heavy Equipment Intelligence

[www.EquipmentWatch.com](http://www.EquipmentWatch.com)

# EquipmentWatch INDEX™

October 2015 in Review | A Monthly Recap of Critical Heavy Equipment Benchmarks



Age Benchmarks, by Category				
	Average Age, Resale (yrs)		Average Age, Auction (yrs)	
I.C. Cushion Tire Lift Trucks	9.5	+0.2	13.0	+2.0
I.C. Pneumatic Tire Lift Trucks	9.7	+0.0	12.5	+2.6
Cushion Tire Sit-Down Electric Lift Truck	8.5	-0.4	15.6	+1.9
Straight Mast Rough Terrain Lift Trucks	7.5	+0.2	17.0	+4.6
Telescoping Boom Rough Terrain Lift Truck	7.4	+0.1	10.5	+0.1

Age Benchmarks, by Manufacturer				
	Average Age, Resale (yrs)		Average Age, Auction (yrs)	
Caterpillar	6.6	-1.0	12.2	-0.9
Genie	7.2	-0.1	9.3	-2.4
Gehl	7.3	-0.1	8.4	+0.0
Hyster	10.0	-0.1	16.5	+3.0
JLG	7.5	+0.2	9.1	+1.0
Toyota	7.9	-0.1	11.4	+0.2



# EquipmentWatch INDEX™

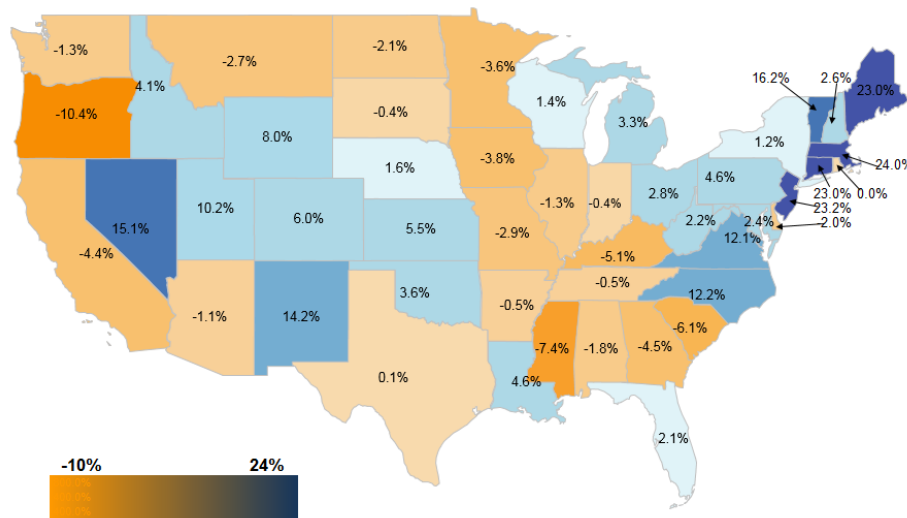
October 2015 in Review | A Monthly Recap of Critical Heavy Equipment Benchmarks

EQUIPMENT  
WATCH

## Agricultural Equipment

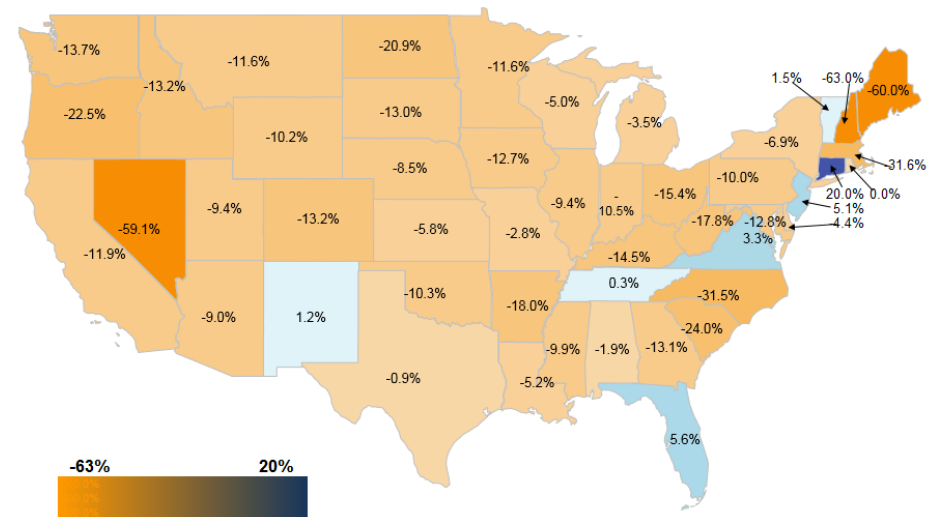
### Price INDEX

A State Specific Measure of Monthly Price Differential (Resale Data)



### Volume INDEX

A State Specific Measure of Monthly Volume Differential (Resale Data)



EQUIPMENT  
WATCH

EquipmentWatch INDEX™ | October 2015 in Review | Monthly Heavy Equipment Intelligence

[www.EquipmentWatch.com](http://www.EquipmentWatch.com)

# EquipmentWatch INDEX™

October 2015 in Review | A Monthly Recap of Critical Heavy Equipment Benchmarks



## Age Benchmarks, by Category

	Average Age, Resale (yrs)		Average Age, Auction (yrs)	
Auger Headers	8.9	+0.1	11.3	+0.8
Balers	7.9	-0.1	11.1	+1.2
Combines	6.1	-0.1	15.1	+3.4
Corn Headers	7.6	+0.2	11.0	+2.5
Draper Headers	4.1	+0.1	5.9	+2.1
Grain Carts/Wagons	6.0	+0.1	9.2	+1.1
Planters	7.5	-0.1	9.8	-0.4
Self-Propelled Windrowers	6.5	+0.0	16.0	-2.0
Track Tractors	5.5	+0.3	9.8	+2.1
Wheel Tractors	5.9	-0.1	17.5	+3.5

## Age Benchmarks, by Manufacturer

	Average Age, Resale (yrs)		Average Age, Auction (yrs)	
Case IH	6.9	+0.1	12.5	+0.8
Challenger	5.5	+0.1	7.9	-0.3
Claas	6.3	+0.1	10.0	+2.9
Deere	5.9	+0.0	16.2	+4.4
Kinze	7.9	-0.1	11.8	+0.3
Kubota	6.3	-0.6	7.9	-4.5
Massey Ferguson	6.4	-0.1	20.4	+2.9
New Holland	8.2	-0.1	12.5	+0.8



# EquipmentWatch INDEX™

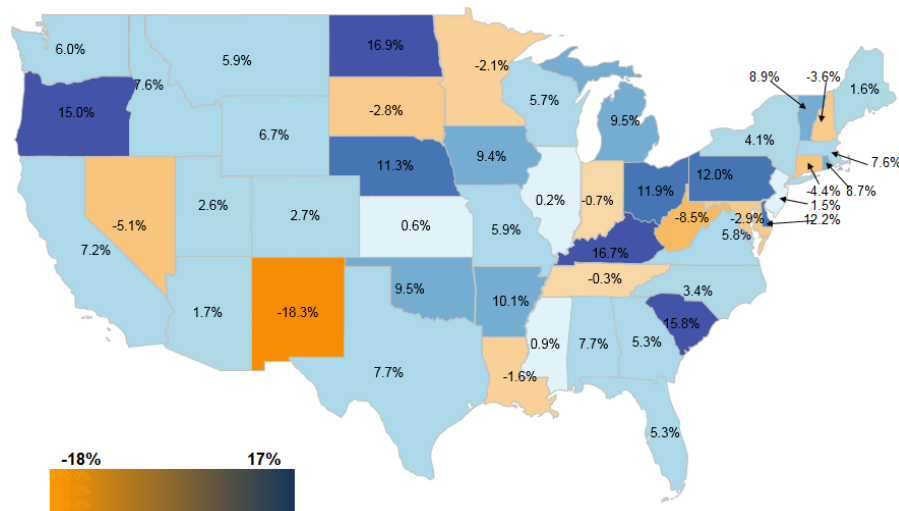
October 2015 in Review | A Monthly Recap of Critical Heavy Equipment Benchmarks

EQUIPMENT  
WATCH

## Commercial Trucks

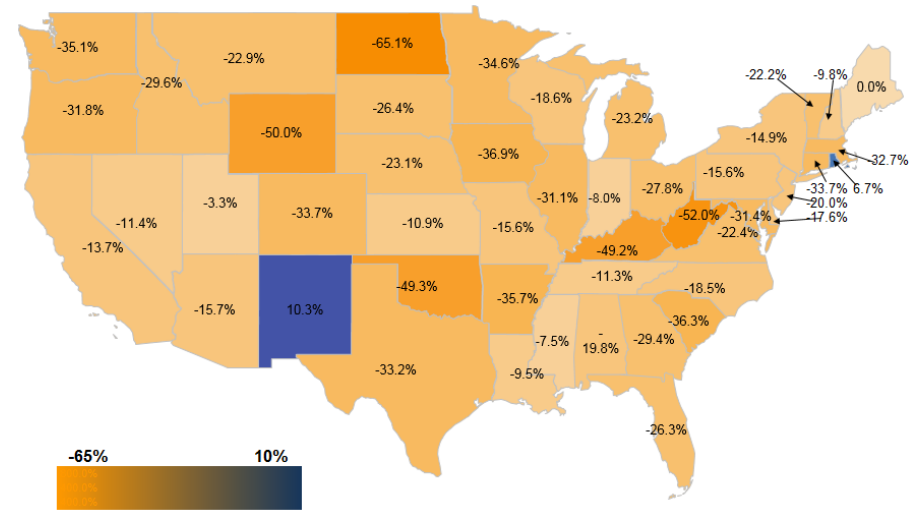
### Price INDEX

A State Specific Measure of Monthly Price Differential (Resale Data)



### Volume INDEX

A State Specific Measure of Monthly Sales Volume Differential (Resale Data)



EQUIPMENT  
WATCH

EquipmentWatch INDEX™ | October 2015 in Review | Monthly Heavy Equipment Intelligence

[www.EquipmentWatch.com](http://www.EquipmentWatch.com)

# EquipmentWatch INDEX™

October 2015 in Review | A Monthly Recap of Critical Heavy Equipment Benchmarks



Age Benchmarks, by Category				
	Average Age, Resale (yrs)		Average Age, Auction (yrs)	
Heavy Duty	5.1	-0.8	12.0	+2.8
Medium Duty	5.3	-0.2	10.4	+2.2
Light Duty	1.2	-0.6	8.7	-1.4

Age Benchmarks, by Manufacturer				
	Average Age, Resale (yrs)		Average Age, Auction (yrs)	
Freightliner	5.3	-0.8	12.1	+1.8
International	5.2	-0.3	9.6	+0.4
Kenworth	4.5	-0.3	11.2	+2.0
Volvo	5.2	+0.9	12.6	+1.0
Peterbilt	3.8	-2.9	12.9	+6.2

